

# Findings From The 2003 Wave Of *e-file* Taxpayer & Preparer Satisfaction Research

Presented At:

2003 IRS Research Integration Meetings

July, 2003

Publication 4241 (8/2003)

Catalog Number 37303Q

Presented By:



# Background & Purpose And Methodology



Russell  
MARKETING  
RESEARCH



# Background & Purpose

---

- Each year, the IRS conducts customer satisfaction research among its two main *e-file* marketing targets and their key sub-groups:
  - Taxpayers -- both Non-Users of *e-file* and specific types of Users.
  - And Tax Preparers -- again, both *e-file* Users and Non-Users.
- There are two main objectives to this research:
  - To track levels of customer satisfaction with *e-file* products.
  - And to capture diagnostic information about each product, along with User and Non-User ideas about how these products can be improved.
- Following are findings from the 2003 wave of the research, with a comparison to findings from the surveys conducted in 2000, 2001 and 2002.

# Methodology

---

- Like previous waves, this study was conducted by telephone from RMR's national phone center in Wayne NJ. The study was conducted during the period of April 16 to June 6, 2003, and included:
  - Taxpayers -- First, we secured a nationally-representative random sample of 1,000 18-64 year-old, employed, 2003 Taxpayers, using an RDD sample of listed and unlisted telephone households. The purpose of the random sample was to provide a representative base of both e-file Non-Users (~500, allowing ~170 evaluations of non-usage of each *e-file* product) and e-file Users -- with Users then augmented (from IRS lists) to provide at least directionally readable sub-samples of...
    - ~500 Users of each e-file product -- Practitioner *e-file*, On-Line Filing, and TeleFile.
    - 100 Free File Users (via an augment of those found within On-Line Filing).
    - 100 Spanish-Speaking Taxpayers in the Practitioner e-file and On-Line Filing User groups.
  - Preparers -- We also secured nationally-representative samples of ~500 e-file Users and ~500 Non-Users -- all qualifying as active tax return preparers in 2003.
    - In addition, separate samples of 230 H&R Block Preparers and ~200 Jackson-Hewitt Preparers were secured to determine levels of satisfaction with *e-file* among the Big Two -- which have historically been excluded from *e-file* research, but may be included in the future.

# Detailed Findings Among Taxpayers



**Detailed Findings  
Among Taxpayers  
Who Currently Use  
*e-file* Products**



User Satisfaction  
With *e-file* Products

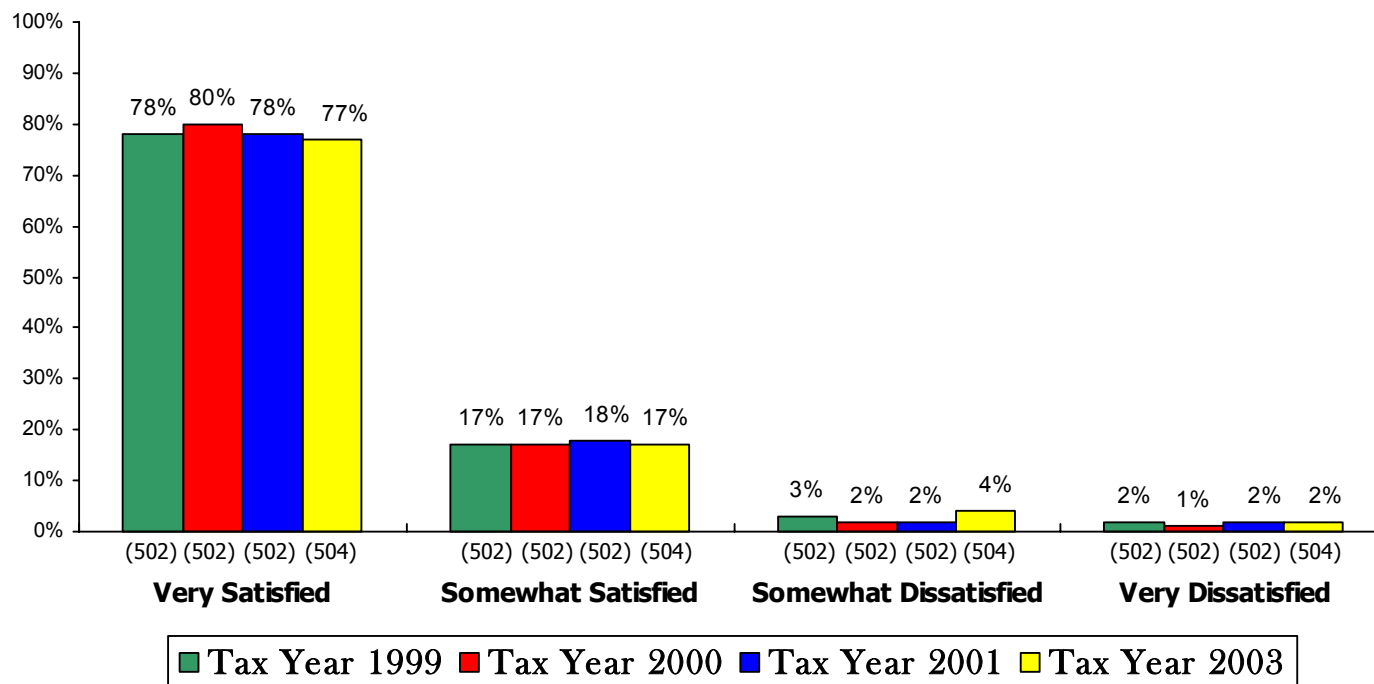


Russell  
MARKETING  
RESEARCH



## Satisfaction With Practitioner *e-file*

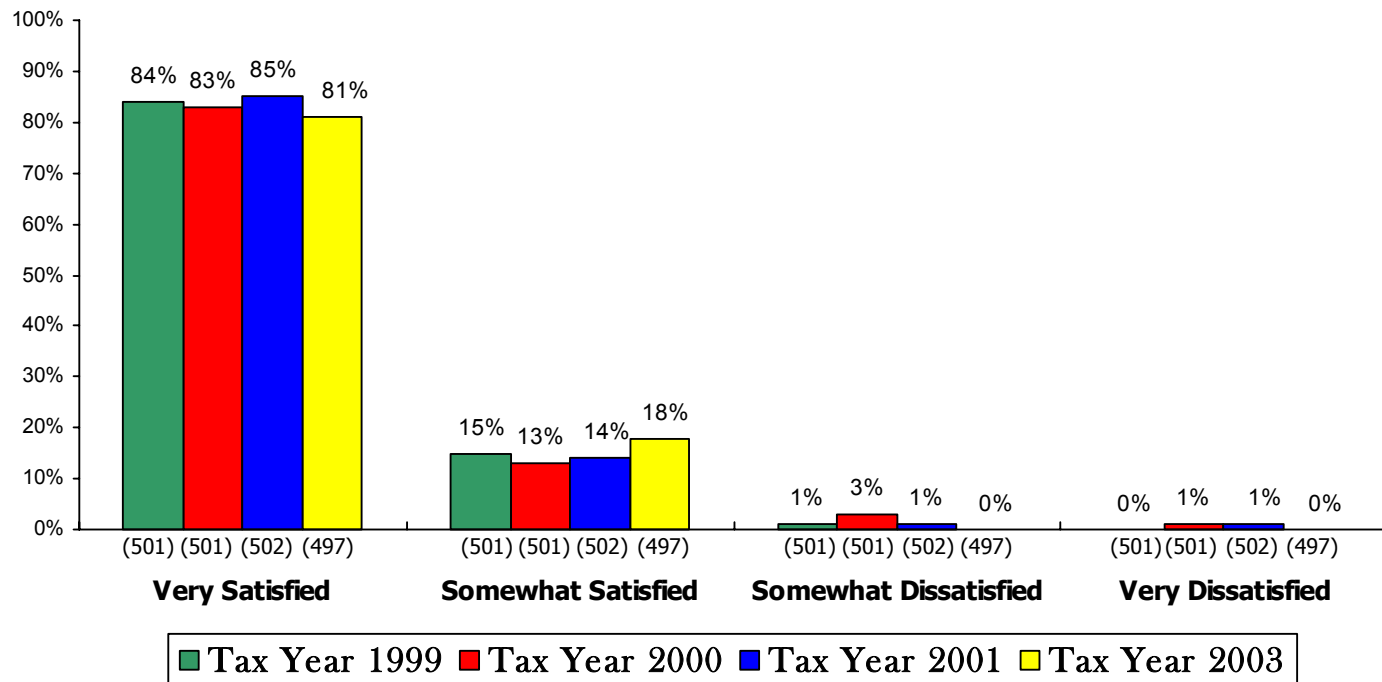
- First, 2003 results show continuing high satisfaction among Users of *Practitioner e-file* (referred to in the survey as "*Electronic Filing Using A Tax Professional*"), with no significant changes in the high ratings of this product across the past four years of tracking.





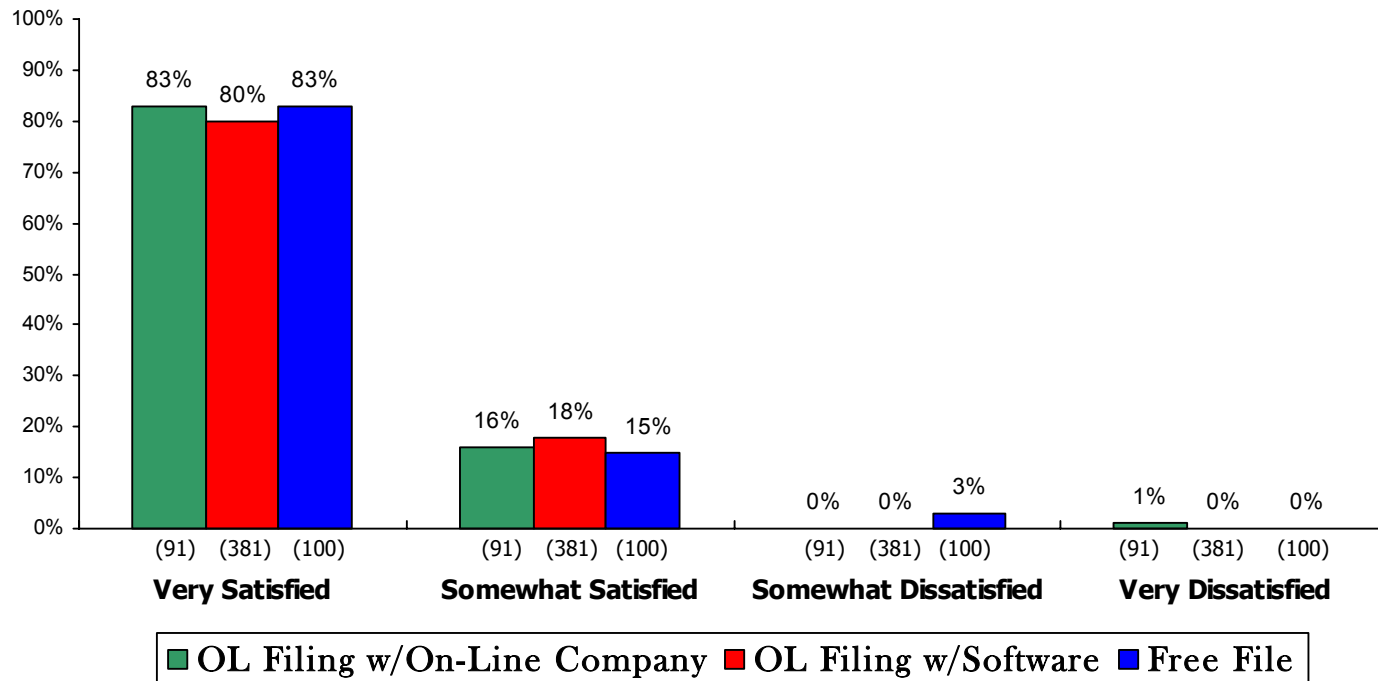
## Satisfaction With On-Line Filing (Total)

- Among Users of On-Line Filing, we see a slight decrease in the top-box "very satisfied" rating of that product from last year's high of 85%, though this rating is still high at 81% (and still stronger than that of Practitioner e-file), and with virtually all Users still either "very" or "somewhat" satisfied.



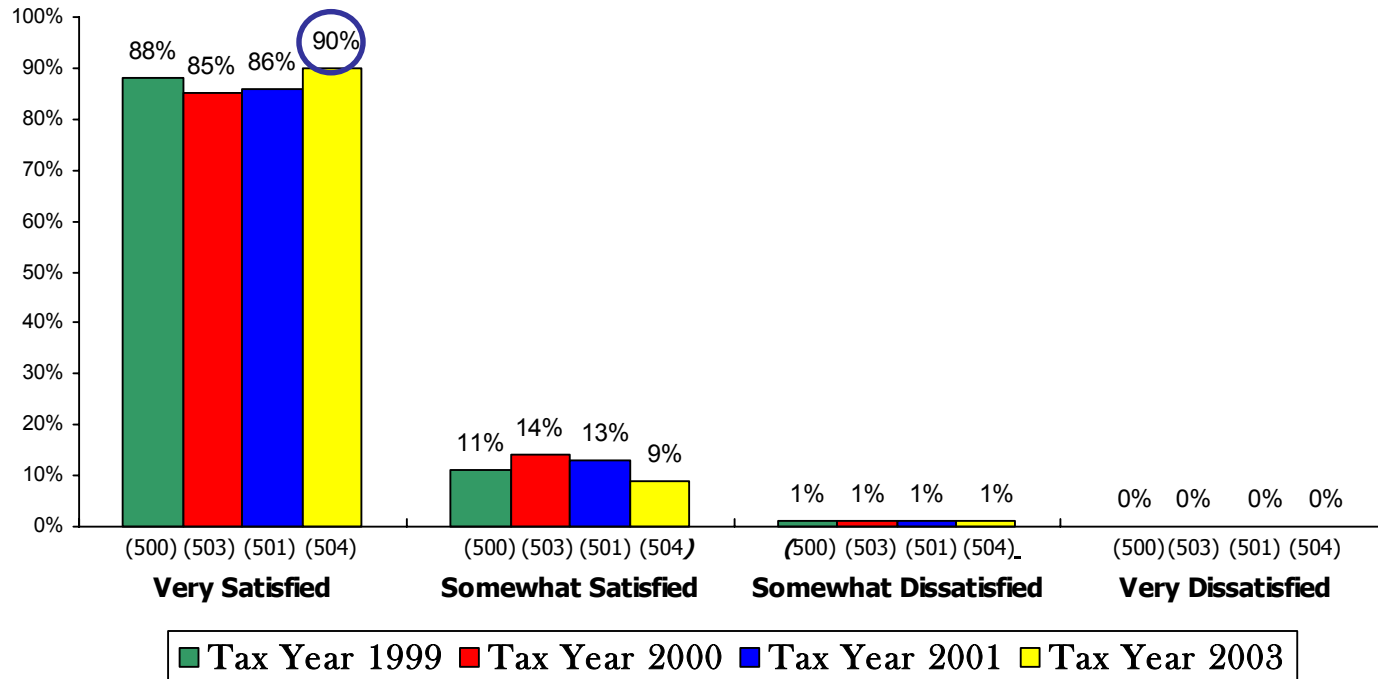
## Satisfaction With Specific OLF Products (2003 Only)

- For the first time in 2003, we captured satisfaction levels for the three specific On-Line Filing products – On-Line Filing with an On-Line Company, On-Line Filing with Software, and Free On-Line Filing (or Free File). Among Users of each product, 80%+ are “very satisfied” -- with virtually all either “very” or “somewhat” satisfied.



## Satisfaction With TeleFile

- Meanwhile, the percent of Users of TeleFile who are “very satisfied” with that product actually increased and is now at the 90% level.



# Satisfaction Levels Among Market Segments

---

- **This year, for the first time, satisfaction data can be analyzed by market segments identified in the Attitudinal Tracking Study:**
  - ♦ **Return Type segments (Self-Simple, Self-Complex, Paid-Simple, Paid-Complex)**
  - ♦ **Tech Acceptance segments (Leaders, Followers, Laggards)**
  - ♦ **e-file Attitudinal segments (Believers, Skeptics)**
  - ♦ **And Other Special segments, specifically, V-Coders, Lapsed e-file Users and Spanish-Language Taxpayers.**
- **However, base sizes among the ~500 Users of each product (from whom satisfaction data is obtained) are limited in some of these segments, leaving us with readable satisfaction data only among the Return Types, Tech Acceptance segments, and Spanish-Speaking Taxpayers.**

## Satisfaction By Return Type Segments

- There are no notable differences in the top-box satisfaction ratings (% “very satisfied”) across the Return Types using each product -- and thus no “red flags” around the performance of any *e-file* product among any individual group.

	-----Return Types-----			
	Self-Simple %	Self-Complex %	Paid-Simple %	Paid-Complex %
<b><u>Top Box Satisfaction Levels For...</u></b>				
(Base: Total Used Practitioner <i>e-file</i> )	(0)	(0)	(243)	(246)
<b>Practitioner <i>e-file</i></b>	<b>na</b>	<b>na</b>	<b>74</b>	<b>80</b>
(Base: Total Used OL Filing Any Method)	(171)	(320)	(0)	(0)
<b>Total OL Filing Using Any Method</b>	<b>80</b>	<b>82</b>	<b>na</b>	<b>na</b>
(Base: Total Used OL Filing w/On-Line Company)	(44)	(47)	(0)	(0)
<b>OL Filing With An On-Line Company</b>	<b>85</b>	<b>81</b>	<b>na</b>	<b>na</b>
(Base: Total Used OL Filing w/Software)	(113)	(262)	(0)	(0)
<b>OL Filing With Software</b>	<b>77</b>	<b>82</b>	<b>na</b>	<b>na</b>
(Base: Total Used Free File)	(70)	(30)	(0)	(0)
<b>Free File</b>	<b>81</b>	<b>86</b>	<b>na</b>	<b>na</b>
(Base: Total Used TeleFile)	(471)	(28)	(0)	(0)
<b>TeleFile</b>	<b>90</b>	<b>85</b>	<b>na</b>	<b>na</b>

# Satisfaction By Tech Acceptance & Spanish-Speaking Segments

- There are directional differences in satisfaction by Tech Acceptance, with Leaders and Followers more satisfied with Practitioner *e-file* and with Leaders rating OLF higher. TeleFile Users in each segment are about equally satisfied with TeleFile.
- Spanish-Speaking Taxpayers are directionally more satisfied with OLF than other Users, but less satisfied with Practitioner *e-file*.

	----Tech Acceptance Segments----			Spanish-Speaking %	Total Users %
	Tech Leaders %	Tech Followers %	Tech Laggards %		
<b>Top Box Satisfaction Levels For...</b> (Base: Total Used Practitioner <i>e-file</i> )	(217)	(100)	(187)	(101)	(504)
<b>Practitioner <i>e-file</i></b>	<b>78</b>	<b>79</b>	<b>73</b>	<b>71</b>	<b>77</b>
(Base: Total Used OL Filing Any Method)	(400)	(57)	(40)	(102)	(497)
<b>Total OL Filing Using Any Method</b>	<b>83</b>	<b>74</b>	<b>73</b>	<b>88</b>	<b>81</b>
(Base: Total Used OL Filing w/On-Line Company)	(71)	(10)	(10)	(24)	(91)
<b>OL Filing With An On-Line Company</b>	<b>83</b>	<b>88</b>	<b>80</b>	<b>87</b>	<b>83</b>
(Base: Total Used OL Filing w/Software)	(312)	(44)	(25)	(58)	(381)
<b>OL Filing With Software</b>	<b>83</b>	<b>71</b>	<b>69</b>	<b>93</b>	<b>80</b>
(Base: Total Used Free File)	(74)	(11)	(15)	(20)	(100)
<b>Free File</b>	<b>84</b>	<b>84</b>	<b>72</b>	<b>76</b>	<b>83</b>
(Base: Total Used TeleFile)	(241)	(136)	(127)	(11)	(504)
<b>TeleFile</b>	<b>89</b>	<b>89</b>	<b>91</b>	<b>100</b>	<b>90</b>

CAUTION --  
SOME BASE  
SIZES TOO  
SMALL FOR  
ANALYSIS

Diagnostic Measures  
Among Current Users  
Of Each *e-file* Product



Russell  
MARKETING  
RESEARCH



## What Users Like About Each e-file Product

- As in previous waves, virtually every e-file User can tell us something they like about the product they use. Top strengths continue to be:
  - Speed (in filing and in refund) for Practitioner e-file.**
  - Ease/convenience and then speed for On-Line Filing.**
  - And ease/convenience followed by speed for TeleFile.**

BASE:	<u>Total EFUTP Users</u>				<u>Total On-Line Users</u>				<u>Total TeleFile Users</u>			
	TY	TY	TY	TY	TY	TY	TY	TY	TY	TY	TY	TY
	1999	2000	2001	2003	1999	2000	2001	2003	1999	2000	2001	2003
	502	502	502	504	501	501	502	497	500	503	501	504
	%	%	%	%	%	%	%	%	%	%	%	%
<b><u>Total Like Something</u></b>	<b><u>97</u></b>	<b><u>97</u></b>	<b><u>97</u></b>	<b><u>96</u></b>	<b><u>99</u></b>	<b><u>99</u></b>	<b><u>99</u></b>	<b><u>97</u></b>	<b><u>99</u></b>	<b><u>99</u></b>	<b><u>100</u></b>	<b><u>99</u></b>
<b><u>Speed (Net)</u></b>	<b><u>69</u></b>	<b><u>67</u></b>	<b><u>64</u></b>	<b><u>63</u></b>	<b><u>60</u></b>	<b><u>60</u></b>	<b><u>55</u></b>	<b><u>49</u></b>	<b><u>67</u></b>	<b><u>65</u></b>	<b><u>60</u></b>	<b><u>64</u></b>
<b>Quick Refund</b>	<b><u>27</u></b>	<b><u>29</u></b>	<b><u>26</u></b>	<b><u>26</u></b>	<b><u>19</u></b>	<b><u>17</u></b>	<b><u>19</u></b>	<b><u>18</u></b>	<b><u>22</u></b>	<b><u>19</u></b>	<b><u>13</u></b>	<b><u>21</u></b>
<b>Fast/Quick Way To File</b>	<b><u>35</u></b>	<b><u>30</u></b>	<b><u>35</u></b>	<b><u>35</u></b>	<b><u>31</u></b>	<b><u>31</u></b>	<b><u>32</u></b>	<b><u>29</u></b>	<b><u>40</u></b>	<b><u>42</u></b>	<b><u>46</u></b>	<b><u>42</u></b>
<b><u>Ease/Convenience (Net)</u></b>	<b><u>54</u></b>	<b><u>47</u></b>	<b><u>45</u></b>	<b><u>46</u></b>	<b><u>76</u></b>	<b><u>77</u></b>	<b><u>75</u></b>	<b><u>79</u></b>	<b><u>83</u></b>	<b><u>85</u></b>	<b><u>79</u></b>	<b><u>88</u></b>
<b>It's Just Easy/Just Convenient</b>	<b><u>30</u></b>	<b><u>22</u></b>	<b><u>27</u></b>	<b><u>25</u></b>	<b><u>40</u></b>	<b><u>37</u></b>	<b><u>43</u></b>	<b><u>39</u></b>	<b><u>60</u></b>	<b><u>55</u></b>	<b><u>62</u></b>	<b><u>56</u></b>
<b>Someone Else Does The Work For You</b>	<b><u>13</u></b>	<b><u>11</u></b>	<b><u>10</u></b>	<b><u>13</u></b>	<b><u>5</u></b>	<b><u>2</u></b>	<b><u>1</u></b>	<b><u>1</u></b>	<b><u>2</u></b>	<b><u>4</u></b>	<b><u>2</u></b>	<b><u>1</u></b>
<b><u>More Accurate (Net)</u></b>	<b><u>15</u></b>	<b><u>13</u></b>	<b><u>17</u></b>	<b><u>19</u></b>	<b><u>14</u></b>	<b><u>17</u></b>	<b><u>13</u></b>	<b><u>15</u></b>	<b><u>4</u></b>	<b><u>6</u></b>	<b><u>4</u></b>	<b><u>4</u></b>



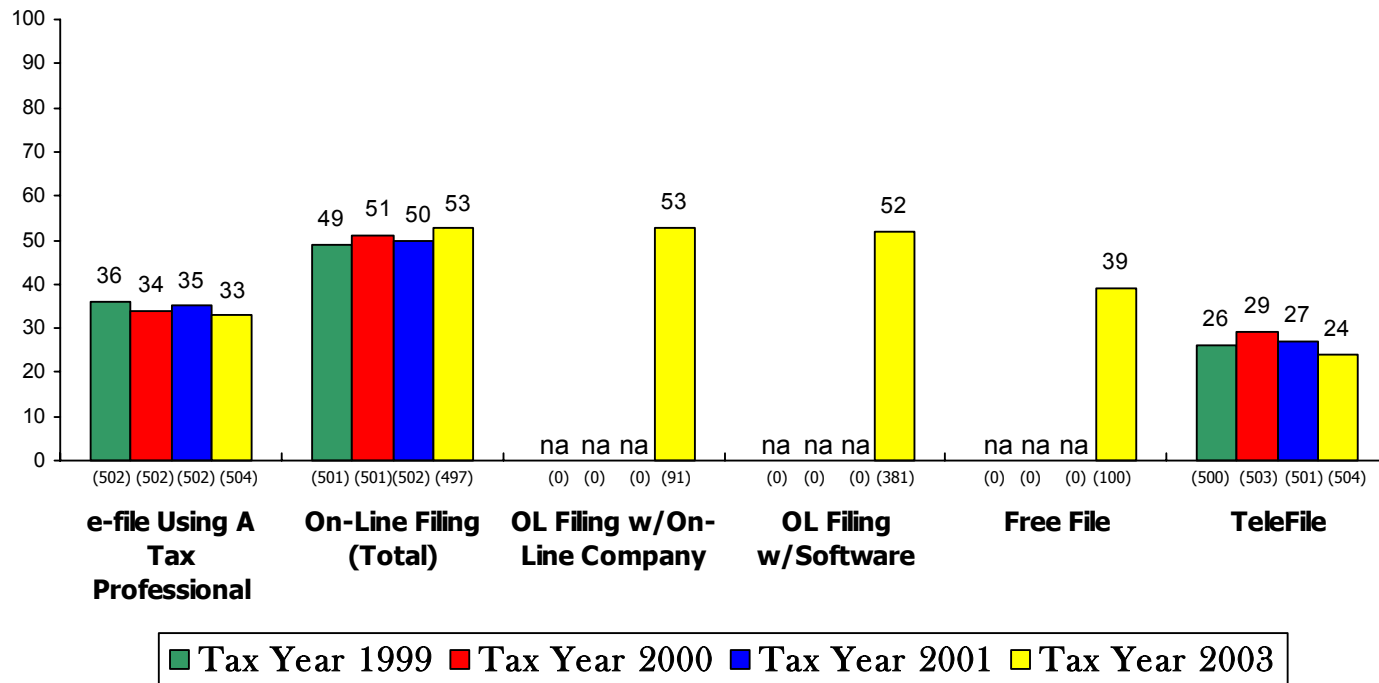
# What Users Like About The Specific On-Line Filing Methods

- Focusing just on the three On-Line Filing products, we see that (as with OLF in general) all are “liked” mainly for their *ease/convenience*, followed by their *speed* (especially Free File).

BASE:	OL Filing With On-Line Company TY 2003 Only	OL Filing With Software TY 2003 Only	Free File TY 2003 Only
	91 %	381 %	100 %
<u>Total Like Something</u>	<b><u>98</u></b>	<b><u>97</u></b>	<b><u>98</u></b>
<u>Speed (Net)</u>	<b><u>57</u></b>	<b><u>47</u></b>	<b><u>64</u></b>
Quick Refund	<b><u>20</u></b>	<b><u>17</u></b>	<b><u>20</u></b>
Fast/Quick Way To File	<b><u>36</u></b>	<b><u>28</u></b>	<b><u>42</u></b>
<u>Ease/Convenience (Net)</u>	<b><u>75</u></b>	<b><u>80</u></b>	<b><u>79</u></b>
It's Just Easy/Just Convenient	<b><u>44</u></b>	<b><u>37</u></b>	<b><u>47</u></b>
Someone Else Does The Work For You	<b><u>2</u></b>	<b><u>1</u></b>	<b><u>1</u></b>
<u>More Accurate (Net)</u>	<b><u>20</u></b>	<b><u>14</u></b>	<b><u>5</u></b>

## Can The *e-file* Products Be Improved?

- While satisfaction ratings and specific likes are high, there is still some room for improvement of each *e-file* product -- with about one-fourth to one-half of the Users of each product saying there is something about the product that the IRS could improve.



# So, How Can The *e-file* Products Be Improved?

- **Specific suggestions for improvement vary by product:**

- For Practitioner e-file, the main suggestion is to *make it less expensive*.
- For OLF, top needs are *lower cost, better instructions, and generally more simplification*.
- For TeleFile, the top mentions are to *expand qualification and better instructions*.

BASE: Total Users Saying Filing Method Can Be Improved	Total <u>EFUTP</u> Users				Total <u>On-Line</u> Users				Total <u>TeleFile</u> Users			
	TY	TY	TY	TY	TY	TY	TY	TY	TY	TY	TY	TY
	1999	2000	2001	2003	1999	2000	2001	2003	1999	2000	2001	2003
	178	172	173	166	247	256	249	258	128	147	134	118
	%	%	%	%	%	%	%	%	%	%	%	%
<b><u>Total Making Some Specific Suggestion</u></b>	<b><u>77</u></b>	<b><u>77</u></b>	<b><u>80</u></b>	<b><u>91</u></b>	<b><u>84</u></b>	<b><u>86</u></b>	<b><u>83</u></b>	<b><u>92</u></b>	<b><u>86</u></b>	<b><u>80</u></b>	<b><u>78</u></b>	<b><u>90</u></b>
Make It Less Expensive	29	18	23	20	13	15	15	13	0	0	0	0
Speed Up The Process Generally	11	8	9	5	4	6	4	6	7	9	6	2
Faster Refunds	8	8	6	7	2	3	4	1	6	4	5	8
Simplify It Generally	6	5	3	7	13	10	7	9	11	7	5	4
Cut Down On The Length Of The Forms	4	3	3	5	3	4	2	3	1	7	0	1
Expand Qualification -- Include More People	2	1	1	1	3	1	2	1	17	12	10	16
Better/Clearer Instructions	2	6	2	5	7	10	5	13	2	4	5	10
Faster Submission Process	2	7	2	2	3	6	2	3	4	4	1	3
Need More Help/Advice With Method	0	0	8	3	0	0	8	5	0	0	9	1

# And How Can The Specific OLF Methods Be Improved?

- For the three products within On-Line Filing, while base sizes are sometimes small, the top suggestions are:
  - For both OLF With An On-Line Company and OLF With Software: *lower cost, speed up the process, provide better instructions, and generally more simplification.*
  - For Free File: *provide better instructions, more simplification, and speed up the process.*

	OL Filing With <u>On-Line Company</u> TY 2003 Only	OL Filing With <u>Software</u> TY 2003 Only	<u>Free File</u> TY 2003 Only
Base: Total Users Saying Filing Method Can Be Improved	46 %	197 %	41 %
<b><u>Total Making Some Specific Suggestion</u></b>	<b><u>90</u></b>	<b><u>93</u></b>	<b><u>81</u></b>
<b>Make It Less Expensive</b>	<b>16</b>	<b>13</b>	0
<b>Speed Up The Process Generally</b>	<b>11</b>	<b>5</b>	<b>10</b>
<b>Better/Clearer Instructions</b>	<b>10</b>	<b>12</b>	<b>14</b>
<b>Simplify It Generally</b>	<b>10</b>	<b>9</b>	<b>11</b>
Need More Help/Advice With Method	9	3	4
Expand Qual. -- Include More People	4	1	0
Cut Down On The Length Of The Forms	4	2	8
Faster Submission Process	3	3	0
Faster Refunds	0	1	0

# Product Ratings

- **Another way to assess product performance is through User ratings of satisfaction with various product dimensions. These show:**

- High satisfaction for all products in terms of accuracy, filing speed, ease of use (though less so for Practitioner *e-file* and OLF), comparison to other filing methods, refund speed (up this year for all three) and privacy/security.
- And lower satisfaction with (or lower recognition of) the electronic payment option for all products, along with low ratings of Practitioner *e-file* and OLF on length of tax package and cost (especially this year).

	Total <u>EFUTP</u> Users				Total <u>On-Line</u> Users				Total <u>TeleFile</u> Users			
	TY 1999	TY 2000	TY 2001	TY 2003	TY 1999	TY 2000	TY 2001	TY 2003	TY 1999	TY 2000	TY 2001	TY 2003
BASE:	502	502	502	504	501	501	502	497	500	503	501	504
	%	%	%	%	%	%	%	%	%	%	%	%

### Top Box Ratings (Very Satisfied)

Accuracy	81	81	83	83	86	87	86	87	82	80	84	86
Filing Speed	83	84	85	82	92	91	89	89	92	91	93	93
Easy/As Little Hassle As Possible Compared To Other Filing Methods	<b>76</b>	<b>77</b>	<b>78</b>	<b>78</b>	<b>74</b>	<b>71</b>	<b>77</b>	<b>74</b>	← 90	89	88	90
Refund Speed	74	73	77	75	88	87	88	85	86	84	82	83
Privacy/Security	71	74	67	<b>72</b>	77	74	75	<b>81</b>	75	76	69	<b>79</b>
Make Tax Payment Electronically	68	72	71	72	67	70	68	74	79	75	79	81
Length Of Your Tax Package Inexpensive	62	58	51	<b>60</b>	55	57	54	<b>66</b>	53	52	48	52
	48	47	46	47	40	46	45	47	66	62	63	65
	40	38	41	<b>34</b>	67	65	68	<b>55</b>	← 94	95	96	94

## Specific OLF Product Ratings

- **Looking at the same ratings for the three OLF products, we see the same general strengths and improvement needs, though with these distinctions:**
  - OLF With An On-Line Company has notably higher ratings on refund speed.
  - While it and OLF With Software are both rated lower in terms of cost.
  - OLF With Software also has notably low ratings in terms of length of tax package.

BASE:	OL Filing With <u>On-Line Company</u> TY 2003 Only	OL Filing With <u>Software</u> TY 2003 Only	Free File TY 2003 Only
	91	381	100
	%	%	%

### **Top Box Ratings (Very Satisfied)**

Accuracy	92	86	85
Filing Speed	91	88	89
Easy/As Little Hassle As Possible Compared To Other Filing Methods	82	72	78
Refund Speed	<b>91</b>	79	82
Privacy/Security	76	73	76
Make Tax Payment Electronically	72	64	66
Length Of Your Tax Package	54	<b>45</b>	60
Inexpensive	<b>61</b>	<b>52</b>	94

User Recall & Perceived  
Helpfulness Of IRS Publications,  
Forms and Instructions



Russell  
MARKETING  
RESEARCH



# Recall & Helpfulness of IRS Publications/Forms/Instructions

- Recall of IRS pubs/forms/instructions remains at low levels for both Practitioner *e-file* and OLF -- which is not surprising, since Users of these two methods do not receive method-specific materials from the IRS. Among TeleFile Users, recall and perceived helpfulness of IRS materials are still strong.

BASE:	<u>Total EFUTP Users</u>				<u>Total On-Line Users</u>				<u>Total TeleFile Users</u>			
	TY 1999	TY 2000	TY 2001	TY 2003	TY 1999	TY 2000	TY 2001	TY 2003	TY 1999	TY 2000	TY 2001	TY 2003
	502	502	502	504	501	501	502	497	500	503	501	504
	%	%	%	%	%	%	%	%	%	%	%	%

## Recall Of Publications/Forms/Instructions

Recall Pubs/Forms/Instructions	33	29	29	30	51	49	51	41	66	71	66	65
Do Not Recall Them	62	66	66	67	47	46	45	55	30	26	32	31

## Helpfulness Of Pubs/Forms/Instructions

Base:	(167)	(144)	(146)	(149)	(254)	(244)	(254)	(203)	(331)	(358)	(330)	(329)
Very Helpful	38	35	30	44	39	30	36	33	73	72	71	70
Somewhat Helpful	41	34	37	33	39	43	35	42	23	22	25	27
Not Very Helpful	8	10	6	8	9	14	13	13	2	2	2	2
Not At All Helpful	7	10	14	12	8	6	7	8	1	2	1	1
Don't Know/Don't Recall	6	10	13	4	5	8	9	5	1	2	1	1



# Recall & Helpfulness For The OLF Products

- As with OLF overall, recall and helpfulness ratings of IRS publications, forms or instructions are also low among Users of each OLF product.

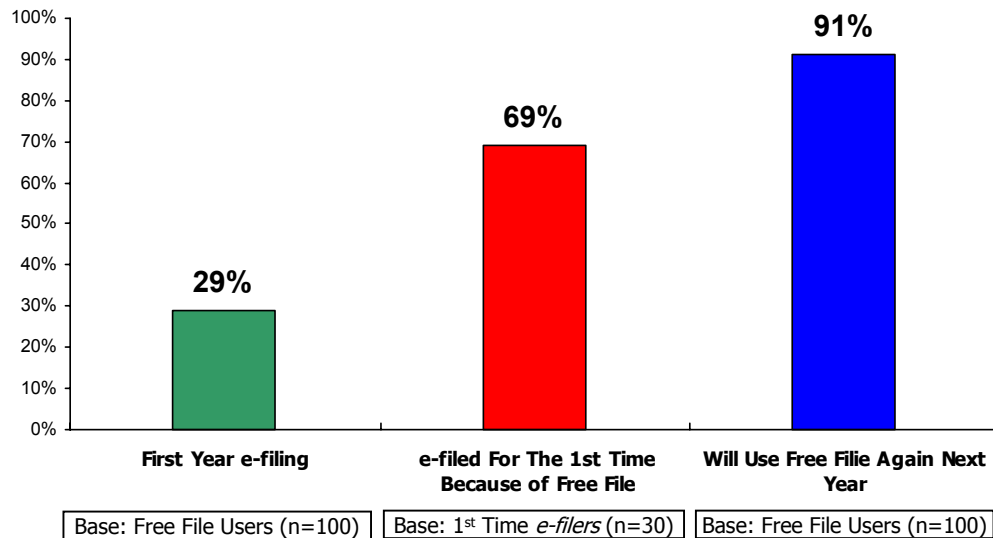
BASE:	OL Filing With On-Line Company TY 2003 Only	OL Filing With Software TY 2003 Only	Free File TY 2003 Only
	91 %	381 %	100 %
<b><u>Recall Of Publications/Forms/Instructions</u></b>			
Recall Pubs/Forms/Instructions	49	39	47
Do Not Recall Them	48	57	47
<b><u>Helpfulness Of Pubs/Forms/Instructions</u></b>			
Base:	(44)	(147)	(47)
Very Helpful	36	33	47
Somewhat Helpful	44	40	39
Not Very Helpful	11	13	8
Not At All Helpful	7	9	2
Don't Know/Don't Recall	2	6	5

# Our First Look At Free File Usage



## Free File

- **This year, for the first time in Customer Satisfaction Tracking, we interviewed a sampling of Free File Users and found that:**
  - 29% of them say this was the first time that they had *e-filed*, with two-thirds of these saying they *e-filed* for the first time because Free File was available.
  - Importantly, 91% say they will use this method again next year.
  - They learn about Free File mainly on-line or through word of mouth.



### Leading Sources Of Free File Awareness

Base: Free OL Filers (100)	
<b>The Internet (ns)</b>	<b>21</b>
<b>Family</b>	<b>14</b>
<b>Friends</b>	<b>14</b>
<b>IRS Website/IRS.gov</b>	<b>13</b>
Mail	7
Flyer/Pamphlet/Booklet	7
<b>Work/Colleagues</b>	<b>6</b>
<b>Word of Mouth</b>	<b>6</b>
Back of Tax Papers/Forms	4

# Repeat Usage & Migration

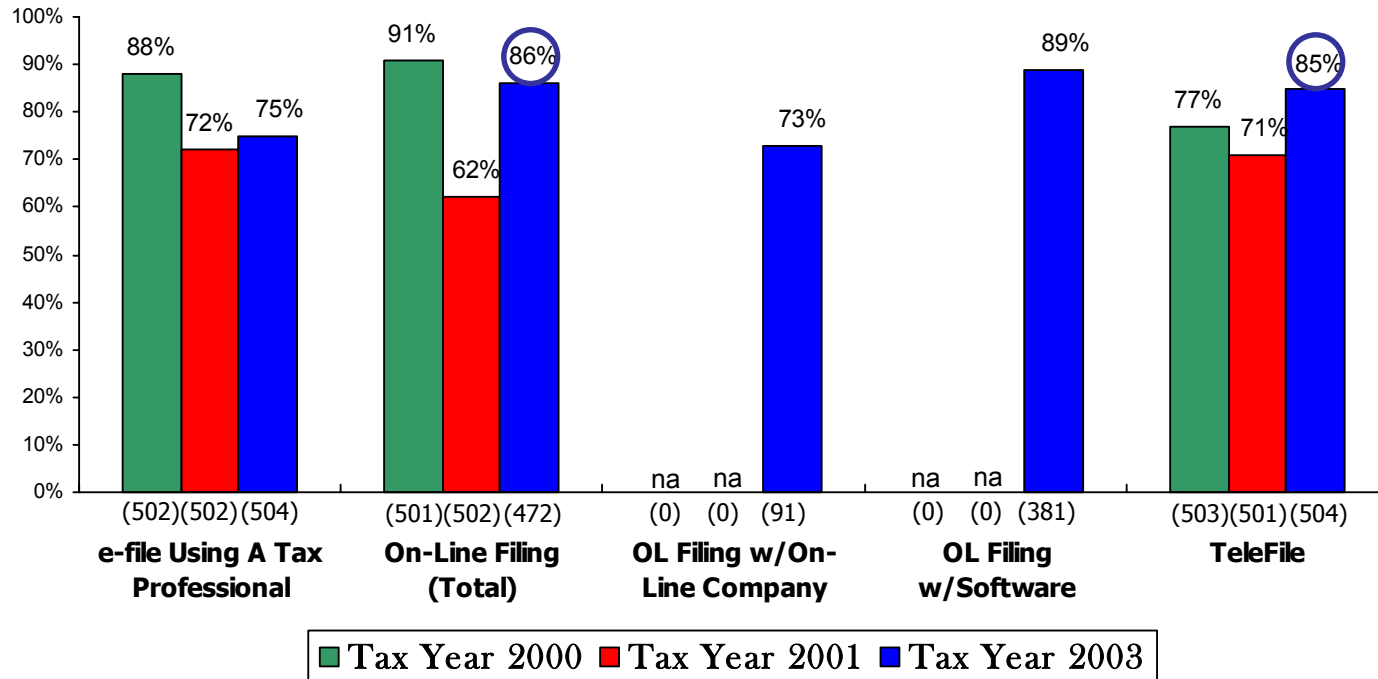


Russell  
MARKETING  
RESEARCH



## Repeat Use of Specific *e-file* Products

- Claimed repeat usage of all *e-file* products increased this year (and significantly so for OLF and TeleFile), following decreases for all products in last year's study.



# Why Don't TeleFile Users Migrate To Other *e-file* Methods?

- **Similar to past years, they like TeleFile and feel that...**

- *Practitioner e-file costs too much and their tax situation doesn't justify paying for it.*
- *And On-Line Filing requires a PC that they don't have access to and they're concerned about its security.*

	<b>Why Not Use <i>EFUTP</i>?</b>				<b>Why Not Use <i>On-Line</i>?</b>			
	<b>TY 1999</b>	<b>TY 2000</b>	<b>TY 2001</b>	<b>TY 2003</b>	<b>TY 1999</b>	<b>TY 2000</b>	<b>TY 2001</b>	<b>TY 2003</b>
<b>BASE: Total TeleFile Users</b>	<b>500</b>	<b>503</b>	<b>501</b>	<b>504</b>	<b>500</b>	<b>503</b>	<b>501</b>	<b>504</b>
	<b>%</b>	<b>%</b>	<b>%</b>	<b>%</b>	<b>%</b>	<b>%</b>	<b>%</b>	<b>%</b>
<b>Total Making Some Suggestion</b>	<b>85</b>	<b>86</b>	<b>84</b>	<b>89</b>	<b>87</b>	<b>87</b>	<b>87</b>	<b>87</b>
<b>Prefer TeleFile/Faster/Easier/Like To Do It Myself (Net)</b>	<b>31</b>	<b>26</b>	<b>28</b>	<b>35</b>	<b>21</b>	<b>22</b>	<b>23</b>	<b>36</b>
<u>Dislike The Optional Product (Paid Prep/On-Line) (Net)</u>	<u>27</u>	<u>32</u>	<u>32</u>	<u>30</u>	<u>16</u>	<u>18</u>	<u>16</u>	<u>12</u>
<b>Don't Trust It/Lack Of Security</b>	1	1	1	0	<b>8</b>	<b>10</b>	<b>9</b>	<b>6</b>
It's Too Complicated/Intimidating	0	0	0	0	3	4	3	2
<b>It Costs Money/You Have To Buy Something</b>	<b>26</b>	<b>30</b>	<b>31</b>	<b>30</b>	2	4	4	3
<b>Did Not Have Access To A PC Then</b>	0	0	0	0	<b>31</b>	<b>30</b>	<b>26</b>	<b>18</b>
Was Not On-Line/On Internet At The Time	0	0	0	0	5	5	5	4
Was Not Aware Of It At The Time	2	2	3	1	8	7	7	6
<b>My Tax Situation/Refund Amt. Doesn't Justify Using It</b>	<b>19</b>	<b>14</b>	<b>22</b>	<b>19</b>	4	1	3	5
Don't Know	15	14	16	11	13	13	13	13

**Detailed Findings  
Among Taxpayers Who  
DO NOT Currently Use  
*e-file* Products**



**Russell**  
MARKETING  
RESEARCH



Likelihood Of Use Of *e-file* Among Non-Users



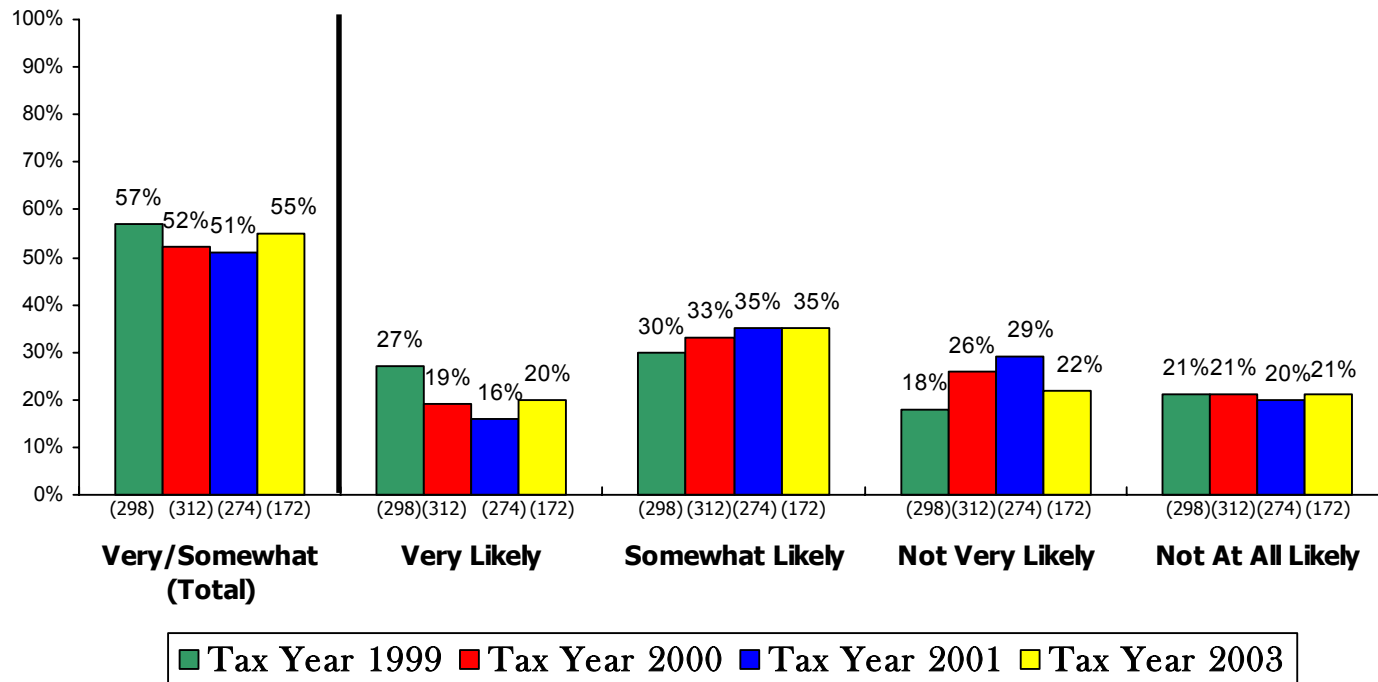
Russell  
MARKETING  
RESEARCH





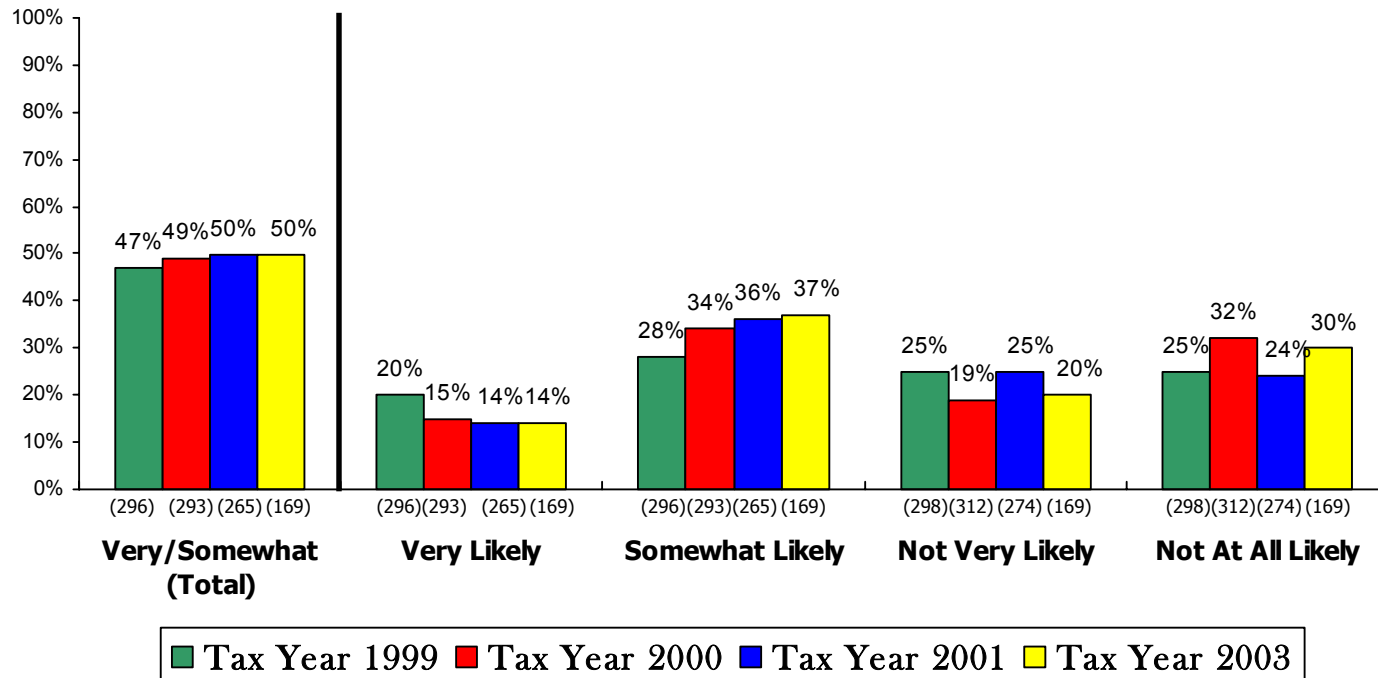
## Likelihood Of Using Practitioner *e-file*

- Each year we expose qualified Non-Users to descriptions of the *e-file* products and ask their likelihood of use. For Practitioner *e-file*, the proportion of Non-Users saying they would be “very” or “somewhat” likely to use reaches 55% this year -- after having been slightly lower in the past two years.



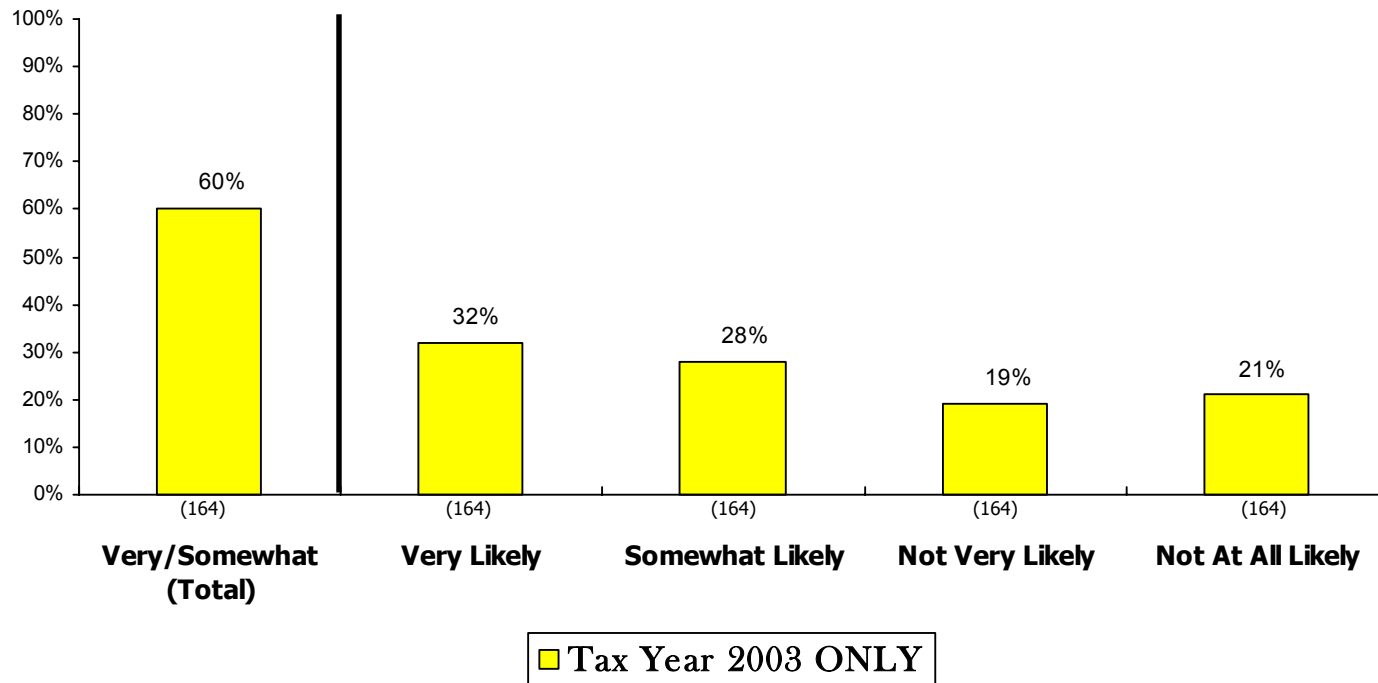
## Non-User Likelihood Of Using On-Line Filing

- For On-Line Filing, likelihood of use is unchanged at 50%.



## Non-User Likelihood Of Using Free File

- In past years, the third ETA product covered here was TeleFile, but it was replaced in the Non-User evaluation this year by Free File. This product has likelihood of use of 60% -- higher than that of Practitioner *e-file* (55%) and On-Line Filing (50%).



Non-User Reasons  
For Not *e-filing*



Russell  
MARKETING  
RESEARCH



## Non-Users' Top Reasons For Not *e-filing*

- **With 50% or more of the Non-Users saying they are likely to use each *e-file* product, we look at their main voluntary reasons for not using *e-file* to see what's preventing them from using it. Unlike past years, we see no outstanding barrier here -- the top mention is "doesn't apply to my tax situation" (at just 15%) and there is significantly lower mention this year of being *more comfortable with paper* filing methods.**

	TY 1999 TOTAL <u>NON-USERS</u>	TY 2000 TOTAL <u>NON-USERS</u>	TY 2001 TOTAL <u>NON-USERS</u>	TY 2003 TOTAL <u>NON-USERS</u>
BASE:	668 %	657 %	593 %	505 %
Doesn't Apply To My Tax Situation	17	7	11	<b>15</b>
My Preparer Did Not Offer It As A Choice	14	10	12	11
<i>e-file</i> Is Too Expensive	12	12	11	11
Prefer/More Comfortable With Paper Alternatives (Net)	<b>21</b>	<b>23</b>	<b>22</b>	10
Concerned About The Lack Of Privacy/Security	13	12	11	9
Don't Have Computer Equipment (PC/Modem/etc.)	7	8	9	8
I Didn't Know I Could File Electronically	7	3	4	6

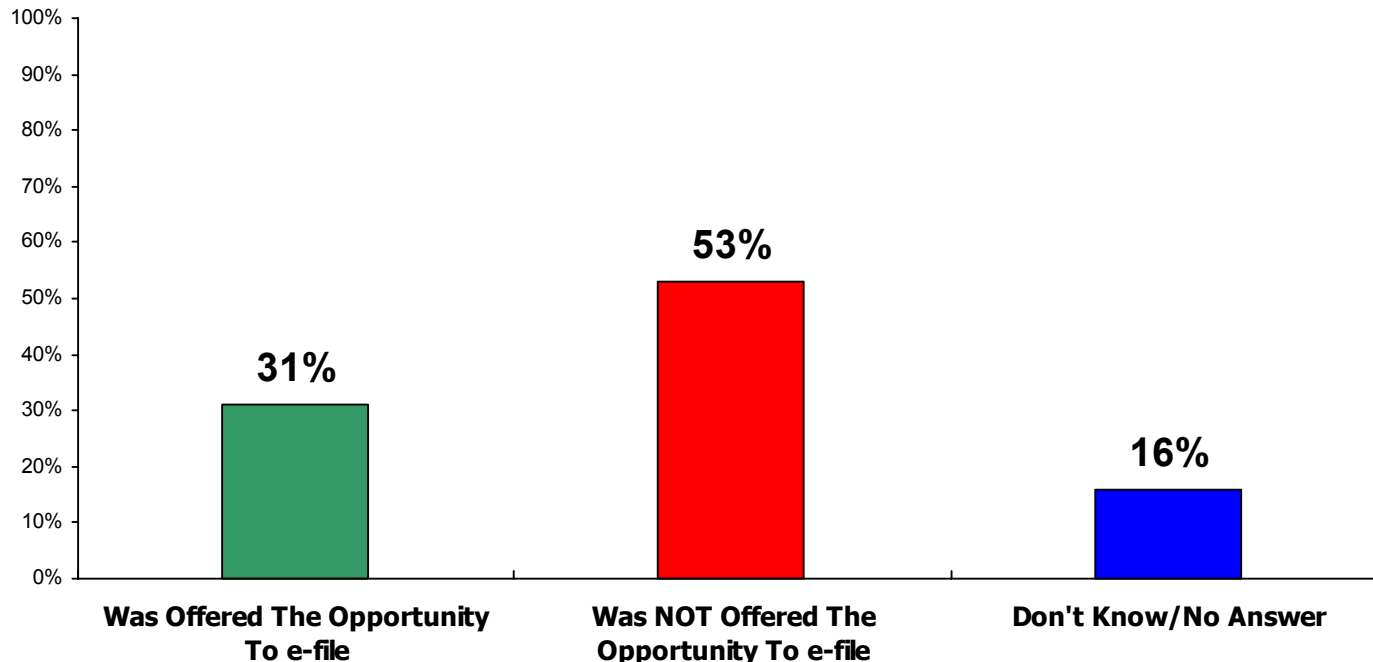
# Post-Exposure Perceptions Of *e-file* Among Non-Users

- **Non-User ratings of each product (based on the description we read) show that while they're very accepting of the idea of Free File, they have concerns about the other products -- specifically, concerns about...**
  - *Practitioner e-file being better than other methods and its cost.*
  - *And OLF's ease of use, privacy/security, and being better than other methods.*

BASE: Total Non-Users Rating Each Product	Total Rated EFUTP				Total Rated On-Line				Total Free File
	TY 1999	TY 2000	TY 2001	TY 2003	TY 1999	TY 2000	TY 2001	TY 2003	TY 2003 Only
	298	312	274	172	296	293	265	169	164
	%	%	%	%	%	%	%	%	%
<i>% Agree Completely/SW That Product Would Be...</i>									
A Way To File Return Quickly	88	90	89	87	80	86	88	81	90
Able to Make Tax Payment Electronically	80	78	81	86	76	78	68	74	87
A Way To Get Your Refund Faster	87	86	89	83	84	87	83	83	88
An Accurate Way To File Taxes	84	85	85	83	73	81	77	75	85
<b>Easy/With Little Hassle</b>	77	80	79	74	<b>62</b>	<b>69</b>	<b>63</b>	<b>58</b>	83
<b>A Private/Secure Way To File Taxes</b>	69	64	70	75	<b>52</b>	<b>54</b>	<b>59</b>	<b>51</b>	72
<b>Better Than Other Methods Of Filing</b>	<b>60</b>	<b>54</b>	<b>60</b>	<b>62</b>	<b>59</b>	<b>52</b>	<b>56</b>	<b>50</b>	75
<b>An Inexpensive Method Of Filing</b>	<b>50</b>	<b>49</b>	<b>53</b>	<b>55</b>	73	76	77	68	89

## Were Non-Users Given The Opportunity *e-file* By Their Tax Pro?

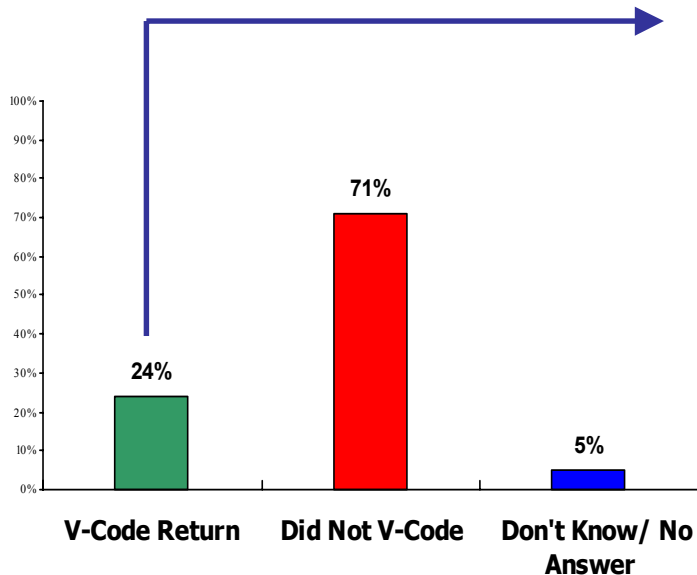
- This year, for the first time, we asked Non-Users who had gone to a Preparer whether their Preparer offered them the opportunity to *e-file*. Over half say they were not offered *e-file*, while 31% *were* offered the opportunity to *e-file*, but turned it down (the rest did not recall).



Base: Total Who Filed A Paper Return Using A Tax Professional (n=281)

# Why Are V-Coders Not Taking The Extra Step?

- Among Self-Paper filers, 24% were V-Coders (off a bit from the 28% in 2002). Though base sizes are small, we see that V-Coders' top reasons for not transmitting electronically are similar to those of last year – *cost concerns, preferring paper and mail, privacy/security concerns, and not thinking of e-file.*



Base: Total Who Self-Filed A Paper Return (n=224)

<u>Reasons For V-Coding Instead Of e-filing</u>				
	TY <u>1999</u> (64) %	TY <u>2000</u> (70) %	TY <u>2001</u> (72) %	TY <u>2003</u> (53) %
Base: V-Coders				
<u>Cost/Price (Net)</u>	<u>19</u>	<u>18</u>	<u>22</u>	<u>23</u>
<u>Have To Pay A Filing Charge</u>	<u>15</u>	<u>11</u>	<u>10</u>	<u>19</u>
It Costs Money	3	1	0	4
<u>Lack Of Internet Access/ Transmission Software (Net)</u>	<u>20</u>	<u>14</u>	<u>1</u>	<u>4</u>
<u>Other Mentions</u>				
<u>Didn't Think Of Filing Electronically</u>	<u>15</u>	<u>14</u>	<u>8</u>	<u>11</u>
<u>I Had Security/Privacy Concerns</u>	<u>11</u>	<u>15</u>	<u>14</u>	<u>13</u>
<u>I Just Prefer To Use Paper &amp; Mail</u>	<u>9</u>	<u>3</u>	<u>15</u>	<u>13</u>
It Is Not Easy To e-file/Software Difficult	1	8	8	4
Don't Trust Accuracy Of PC/Transmission	0	0	7	0
Don't Know How To Transmit/ e-file	0	0	11	0
I Owe Money/Have A Balance	0	3	4	8



# Non-User Awareness & Trial of Free File

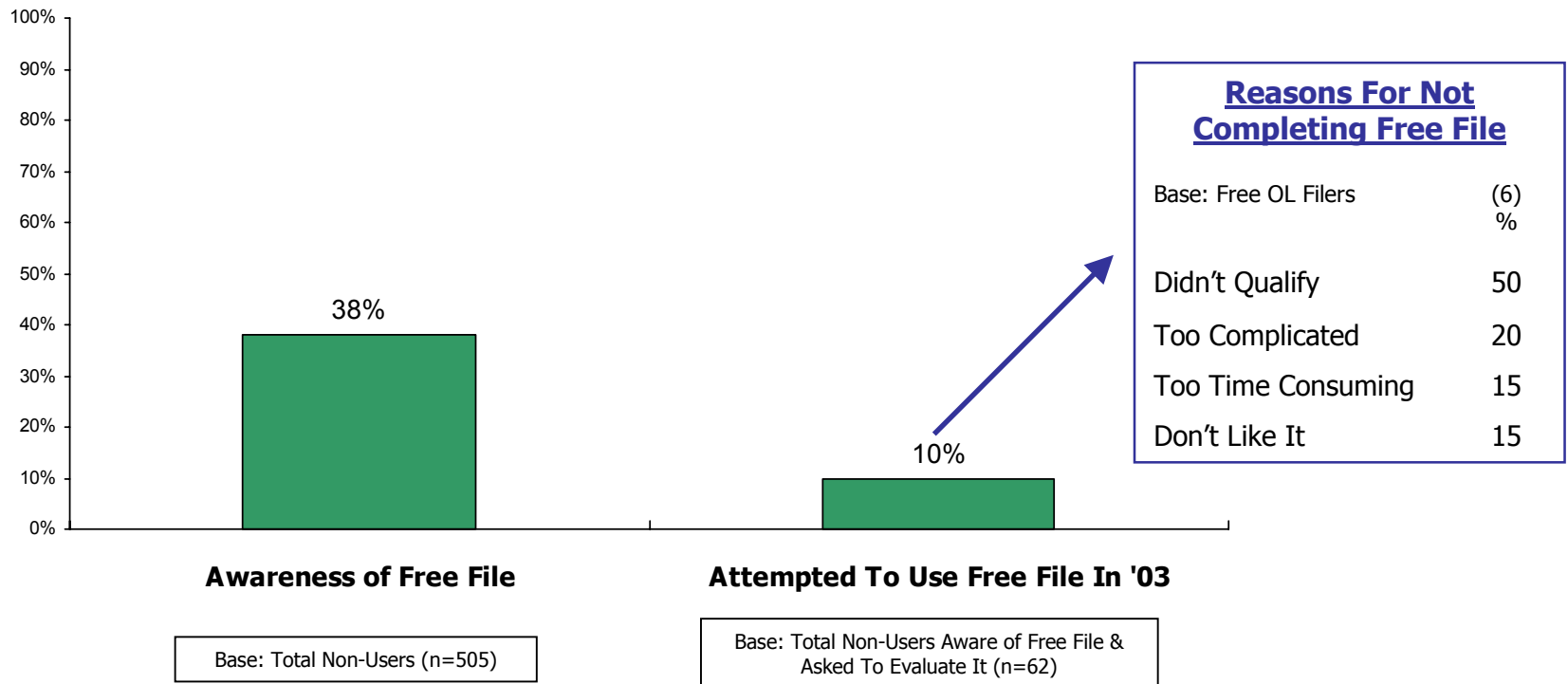


Russell  
MARKETING  
RESEARCH



# Awareness & Attempted Trial Of Free File Among Non-Users

- **38% of Non-Users were aware of Free File at the time of the survey. Among those aware and asked to evaluate Free File (just 62 people), 10% (or 6 people) had attempted to use Free File this year but did not complete the process (with 3 of them saying they found they did not qualify).**



## Possible Barriers To Free File

- Those 62 people aware of and asked to evaluate Free File were asked why they chose not to use the product. The top reasons (highlighted below) relate to a preference for or greater comfort with another method and finding that Free File is not applicable to them (they did not qualify or their return was too complex).

	TY 2003
BASE: Non-Users Aware Of Free File & Asked To Evaluate It	62 %
<b><u>Benefits Of Preferred Alternative (Net)</u></b>	<b><u>25</u></b>
<b><u>It's Habit/Makers Me Feel More Comfortable/Secure</u></b>	<b><u>11</u></b>
Easier/More Convenient/Less Complicated	8
<b><u>Preferred Alternative (Non-Electronic) Method Used (Net)</u></b>	<b><u>22</u></b>
<b><u>Preferred Using Tax Preparer</u></b>	<b><u>13</u></b>
<b><u>Non-Applicability Of Process/Benefits (Net)</u></b>	<b><u>23</u></b>
<b><u>I Did Not Qualify</u></b>	<b><u>11</u></b>
<b><u>My Return Was Too Lengthy/Complex</u></b>	<b><u>9</u></b>
<b><u>Drawbacks of Free File (Net)</u></b>	<b><u>15</u></b>
Security Concerns	9
Did Not Understand/Have Sufficient Information	9
Don't Know/Know Answer	21

Comparing *e-file* Users and Non-Users  
On Other Taxpayer Survey Measures



Russell  
MARKETING  
RESEARCH



# Reasons For Using A Tax Professional

- Each year, we ask Taxpayers in the Total Random Sample who use a Practitioner why they do not prepare and file their own return. Responses (with top mentions highlighted below) have been similar from year, with few differences between *e-file* Users and Non-Users.

BASE: Used A Tax Professional To File Taxes	-----Total Random Sample-----				----2003 <i>e-file</i> ----	
	TY 1999	TY 2000	TY 2001	TY 2003	Users	Non-Users
	560	601	607	600	319	281
	%	%	%	%	%	%
<b><u>It's Easier/Less Hassle/Faster (Net)</u></b>	<b><u>37</u></b>	<b><u>30</u></b>	<b><u>31</u></b>	<b><u>27</u></b>	<b><u>29</u></b>	<b><u>24</u></b>
<b>Easier/Less Hassle Than Doing It Myself</b>	<b>12</b>	<b>8</b>	<b>13</b>	<b>17</b>	<b>20</b>	<b>14</b>
Taxes Are Just Too Complicated/Difficult To Do Myself	10	12	5	6	4	9
Faster Than Doing It Myself	3	3	3	5	7	2
<b><u>Makes You Feel Secure/Assured/Comfortable (Net)</u></b>	<b><u>23</u></b>	<b><u>27</u></b>	<b><u>24</u></b>	<b><u>26</u></b>	<b><u>29</u></b>	<b><u>23</u></b>
<b>You Have An Assurance Of Accuracy</b>	<b>12</b>	<b>13</b>	<b>9</b>	<b>10</b>	<b>13</b>	<b>6</b>
Familiar With Them/Comfortable/Used Them For Years	3	6	7	5	3	6
<b><u>Preparer's Have Knowledge/Info That I Don't (Net)</u></b>	<b><u>18</u></b>	<b><u>24</u></b>	<b><u>22</u></b>	<b><u>22</u></b>	<b><u>24</u></b>	<b><u>20</u></b>
<b>I Don't Know/Understand How To Do It Myself</b>	<b>7</b>	<b>7</b>	<b>7</b>	<b>10</b>	<b>11</b>	<b>9</b>
They Have The Knowledge/Know What They're Doing	2	5	5	8	9	6
My Tax Return Is Too Complex To Do Myself	7	13	11	6	3	10
Don't Know/No Answer	8	12	9	16	17	14

# Internet Access

- We also look at Internet access year-to-year and among Users and Non-Users. This year's results show continued growth in Internet access among Taxpayers, with virtually no difference here by Users vs. Non-Users (which tells us that lack of access is not a main driver of non-usage).

BASE: Total Respondents	-----Total Random Sample-----				Tax Year 2003	
	TY 1999 1000 %	TY 2000 1000 %	TY 2001 1000 %	TY 2003 1000 %	Users 495 %	Non-Users 505 %
<b><u>Household Ownership Of A PC With Modem</u></b>						
HH Has A PC With Modem	69	73	76	80	80	80
HH Does Not Have A PC With Modem	31	27	24	20	20	20
<b><u>Household Internet Access</u></b>						
<b><u>Among Taxpayers With A PC &amp; Modem</u></b> (n=)						
Have HH Access To Internet Via PC	(701) 92	(736) 94	(755) 94	(806) 93	(400) 94	(406) 92
Do Not Have Access To Internet Via PC	8	6	6	7	6	7
<b><u>Extrapolating Internet Access Data</u></b>						
<b><u>To All Taxpayers</u></b> (n=)						
Have HH Access To Internet Via PC	(1000) 63	(1000) 69	(1000) 71	(1000) 75	(495) 76	(505) 74
Do Not Have Access To Internet Via PC	37	31	29	25	24	26

# Tax Filing Dynamics

- The total filing dynamics data show one major change from last year -- growth in electronic Bal Due payments and refunds. These measures also show that Non-Users tend to file more complex returns, are more likely to be Bal Dues, and are less likely to use electronic payment/refund methods.

BASE: Used A Tax Professional To File Taxes In 2003	Total Random Sample		--Tax Year 2003--	
	TY 2001	TY 2003	Users	Non-Users
	1000	1000	495	505
	%	%	%	%
<b><u>Additional Forms/Attachments Filed</u></b>				
Forms 2106 – The Business Expense Form	13	12	10	14
Schedule "C"	14	13	8	17
Schedule "E"	6	7	5	8
Schedule "F"	2	3	2	4
Schedule "EIC"	na	3	3	3
<b><u>Results Of Tax Filing</u></b>				
Balance Due To The IRS	22	20	13	26
Received A Refund	72	73	81	66
Had A Zero Balance	4	3	2	3
<b><u>Had Paid The Balance Due</u></b>				
Automatic Withdrawal from Checking/Savings	3	8	19	3
Credit Card	2	3	1	4
Wrote A Check	91	83	77	86
<b><u>Method Of Receiving Refund</u></b>				
Direct Deposit	29	42	59	27
Received A Check From The IRS	68	53	39	67

## User vs. Non-User Demographics

- Total Sample results continue to show differences between *e-file* Users and Non-Users, with Non-Users being somewhat older, more upscale and educated, and more likely to be married -- thus the more complex returns we saw in filing dynamics.

	<u>--TY 1999--</u>		<u>--TY 2000--</u>		<u>--TY 2001--</u>		<u>--TY 2003--</u>	
	<u>Users</u>	<u>Non-Users</u>	<u>Users</u>	<u>Non-Users</u>	<u>Users</u>	<u>Non-Users</u>	<u>Users</u>	<u>Non-Users</u>
BASE:	332	668	343	657	407	593	495	505
	%	%	%	%	%	%	%	%
<b><u>Gender</u></b>								
Male	45	52	40	47	47	48	48	52
Female	55	48	60	53	53	52	52	48
<b><u>Age</u></b>								
Average Age	37	41	37	42	38	43	40	42
<b><u>Average HH Size</u></b>	3.0	3.0	2.9	2.9	3.0	2.8	3.0	2.9
<b><u>% With Children</u></b>	54	48	54	47	56	44	47	43
<b><u>% Married</u></b>	47	64	48	65	53	62	52	62
<b><u>% With College Education</u></b>	50	69	59	64	59	65	58	68
<b><u>Median HH Income (000)</u></b>	\$39	\$54	\$41	\$58	\$45	\$54	\$46	\$52



# Summary Of Learning From The Taxpayer Satisfaction Study



# What Did We Learn About Taxpayers & e-file?

---

## Overall, Satisfaction Study results among Taxpayers show...

1. **Continued high satisfaction among Users of each e-file product** -- with virtually all at least "somewhat" satisfied and with high levels of top-box, "very satisfied" of...
  - 77% for Practitioner e-file (higher among Tech Leaders and Followers but lower among Spanish-Speaking Taxpayers).
  - 81% for OLF (higher among the Tech Leader and Spanish-Speaking segments) -- with each OLF variant also at 80%+, including Free File at 83%.
  - And 90% (an all-time high) for TeleFile.
2. **Results also show improved levels of Repeat Usage this year vs. last.**
3. **However, there are still areas of improvement indicated for each product** -- specifically...
  - For Practitioner e-file -- *make it less expensive.*
  - For On-Line Filing -- *lower the cost, improve instructions, and simplify it.*
  - And for TeleFile -- *expand the qualification for it and improve its instructions.*

## What Did We Learn About Taxpayers & e-file? (Cont'd.)

---

### 4. Among Non-Users, we found that...

- 50% or more are interested in each e-file product (with a high of 60% for Free File -- measured this year in place of TeleFile).
- But, while Non-Users are clearly interested in Free File, they have substantial concerns about the other two e-file products -- concerns about:
  - Practitioner e-file being *better than other methods* and its *cost*.
  - And concerns about OLF's *ease of use, privacy/security*, and being *better than other methods*.

### 5. As these concerns/barriers to use are addressed, it must be kept in mind that e-file products have clear perceptual strengths among both Users and Non-Users which should be supported:

- **Speed in Filing**
- **Faster Refunds**
- **And Accuracy**

# Detailed Findings Among Practitioners



Russell  
MARKETING  
RESEARCH



# Analyzing The Practitioner Audience

---

- **In our review of satisfaction findings among Practitioners, we will focus first on Preparers who are Users of *e-file* and then on Non-Users.**
- **However, we'll also take a look at satisfaction among several sub-groups identified as opportunity segments in the Practitioner Attitudinal Study (to be presented later). These segments are:**
  - [Low-Volume Users](#) (those who file less than 50% of their Individual returns electronically). We'll compare them to the [High-Volume Users](#) (those filing 50% or more of their Individual returns electronically).
  - And the three Tech Acceptance segments:
    - [Tech Leaders](#) (Preparers who embrace and are enthusiastic about technology).
    - [Tech Followers](#) (who generally trust technology but are not early triers).
    - [Tech Laggards](#) (Preparers who do not reject technology per se, but have limited trust in it).
- **Finally, we'll review satisfaction data among the two cells of Big Two Preparers mentioned earlier.**

**Findings Among  
Practitioners  
Who Use *e-file***



User Satisfaction  
With *e-file* Products

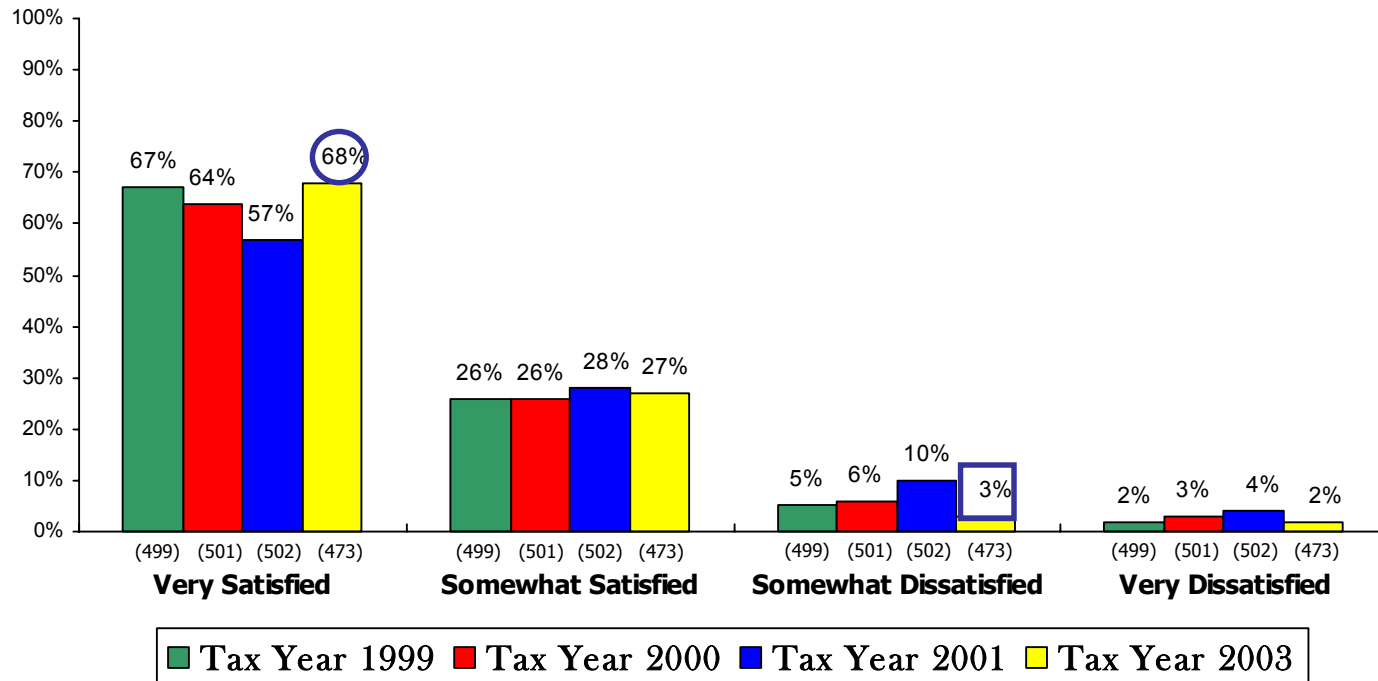


Russell  
MARKETING  
RESEARCH



## Satisfaction With IRS *e-file*

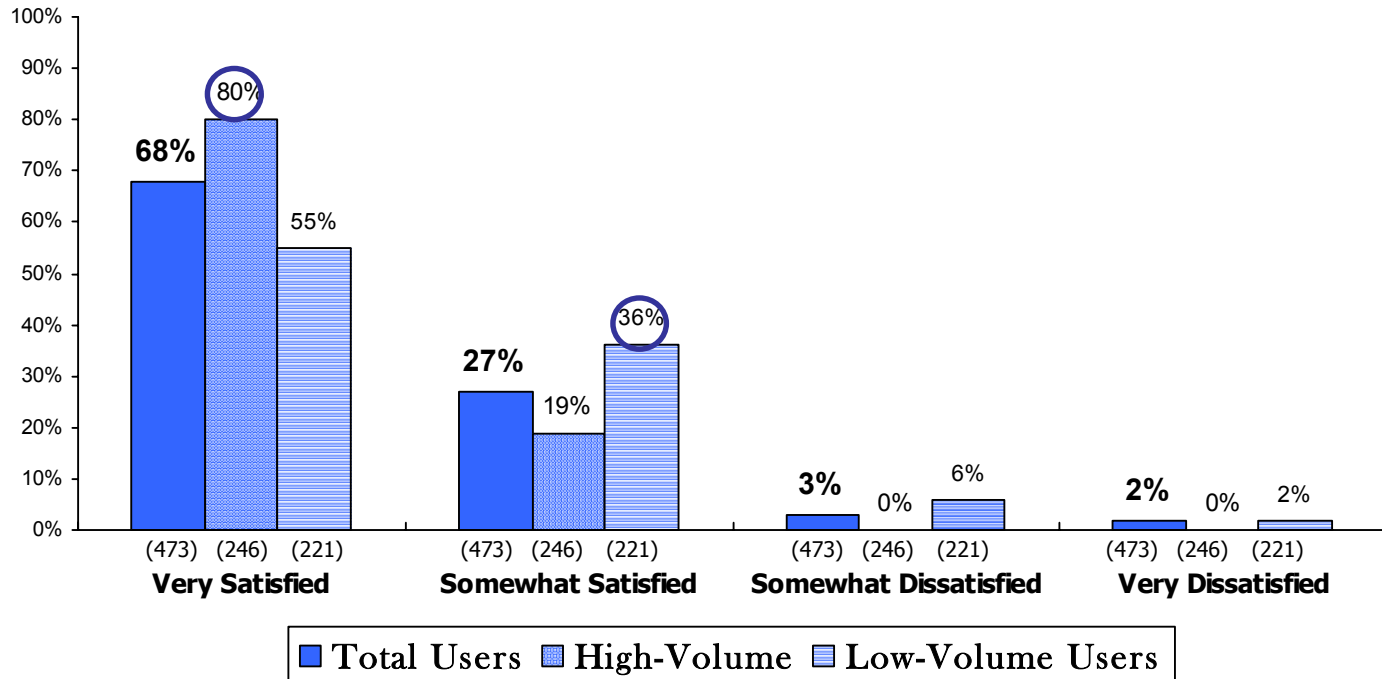
- Nearly all Users this year (95%) are at least somewhat satisfied with IRS *e-file*, and we see significant movement vs. last year out of the “somewhat dissatisfied” rating and into the top-box (“very satisfied”) rating.





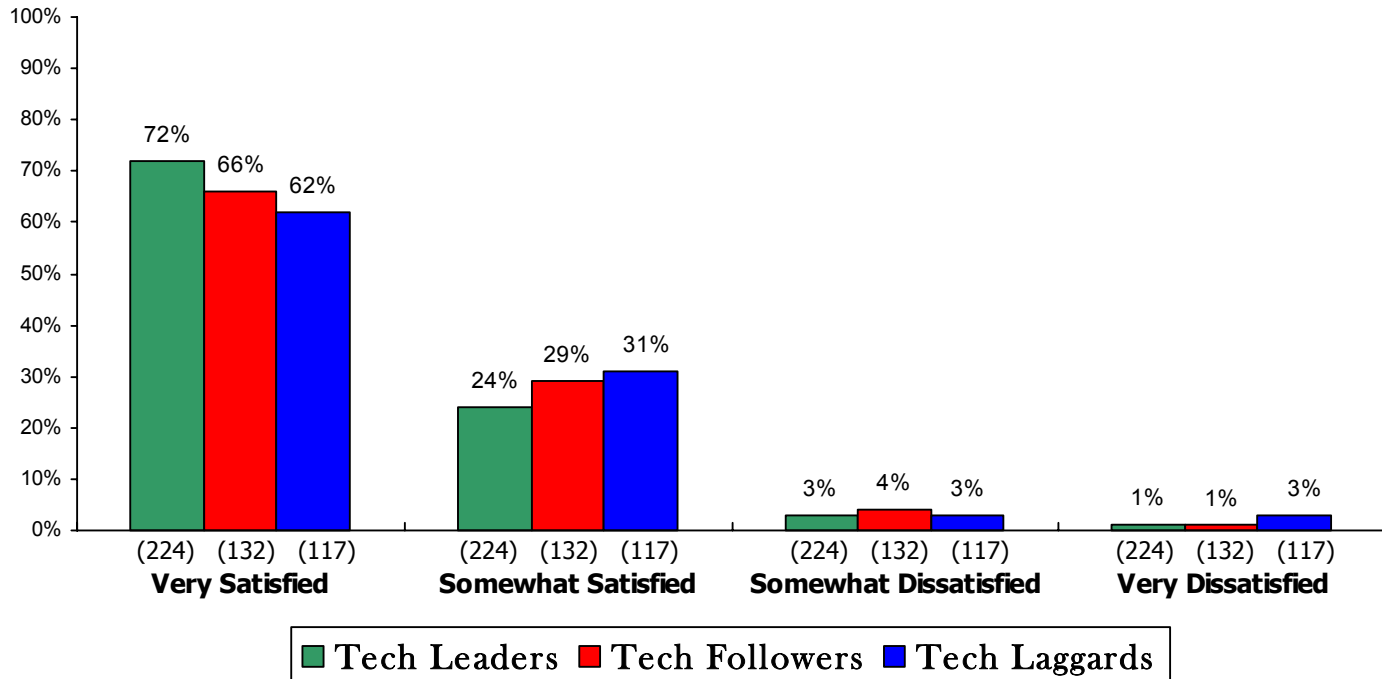
## Satisfaction With **IRS e-file** (Cont'd.)

- **Analysis of the satisfaction rating by e-file usage volume shows clearly stronger satisfaction among the High-Volume Users compared to Low-Volume Users -- especially in the top-box ("very satisfied") rating point.**



## Satisfaction With *IRS e-file* (Cont'd.)

- **And, analysis of satisfaction among the three Tech Acceptance segments shows that the more tech-forward the Preparer is, the higher his/her level of satisfaction with *IRS e-file*.**



## Why Low-Volume Users *e-file* Less

---

- We asked Low-Volume *e-file* Users why they do not file more Individual returns via *e-file* and, in their responses, we see what we often find among *Non-Users* in other studies -- that they blame it on their clients, saying that clients don't want it, don't ask for it, have to pay taxes (and don't want to hurry that), and that clients do not want to pay extra for it.

BASE:	Low-Volume Users (221) %
<b>Clients Did Not Ask/Don't Want/Request</b>	<b>44</b>
<b>No Hurry to Pay Money Owed/No Refund Due</b>	<b>15</b>
<b>Clients Prefer Paper</b>	<b>12</b>
<b>Clients Don't Want To Pay For It</b>	<b>9</b>
Return Is Too Lengthy/Inconvenient	6
Takes More Time/Doesn't Save Time	6
Still Learning It/Just Started Using It	5
Have to Pay Extra Charge/Fee	3

# Most Helpful Service Or Support IRS Could Provide

- **Roughly half of all Users (High and Low-Volume) suggest additional IRS services or support for *e-file*. However, the only specific suggestions with more than a scattering of mentions are to better explain rejections and errors.**

	Total Users	High-Volume Users	Low-Volume Users
BASE:	473	246	221
	%	%	%
<b><u>IRS Could Provide Additional Service Or Support</u></b>	<b><u>50</u></b>	<b><u>54</u></b>	<b><u>47</u></b>
<b><u>Services (Net)</u></b>	<b><u>17</u></b>	<b><u>16</u></b>	<b><u>18</u></b>
800-# Hotline	2	1	3
Web/Internet Contact	2	2	3
Address/Phone Contacts	2	2	1
Let Us Know When We Are Getting Refunds	3	3	3
<b><u>Interpersonal Support (Net)</u></b>	<b><u>8</u></b>	<b><u>11</u></b>	<b><u>6</u></b>
Quick Response Time	2	2	2
<b>Better Explanation Of Rejections</b>	<b>7</b>	<b>9</b>	<b>4</b>
<b>Better Explanation/Clear Explanation Of Errors</b>	<b>4</b>	<b>5</b>	<b>3</b>
Accept All/More Forms	3	3	4
None/Nothing	30	31	29
Don't Know/No Answer	20	15	24

# What IRS Can Do To Make It Easier To Resolve Problems

- **Roughly half of all Users say that problem resolution can be improved, and made suggestions such as clarification of rejections, simplification of codes, and additional ways to contact the IRS for service and support.**

BASE:	Total <u>Users</u> 473 %	High-Volume <u>Users</u> 246 %	Low-Volume <u>Users</u> 221 %
<b><u>Product Resolution Can Be Improved</u></b>	<b><u>51</u></b>	<b><u>52</u></b>	<b><u>50</u></b>
<b><u>Clarification</u></b>			
Better Explanation/Clarification Of Rejections	7	7	6
Clarify/Simplify Codes	5	5	5
<b><u>Communication/Customer Service</u></b>			
Increase/Install More Phone Lines (Can't Get Through)	5	2	<b>7</b>
Provide Personal/Local Contact	5	<b>7</b>	2
Provide 800-Number	4	5	4
Prefer To Deal With A Human Being	3	5	2
Increase Direct/One-On-One Contact	2	1	2
Be Allowed To Talk To IRS W/o Permission From Taxpayer	3	4	2
Quick Response Time	2	2	2

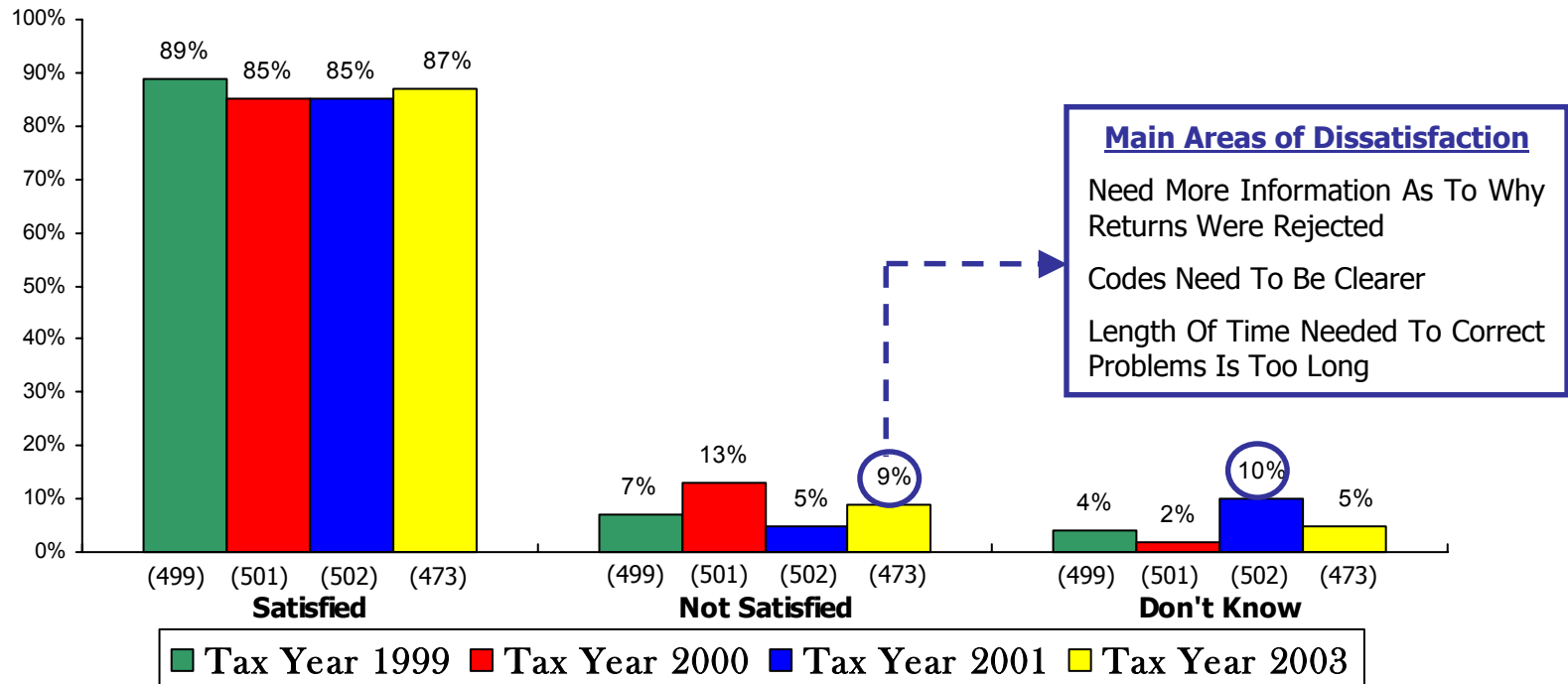
# What Brings Them Into The *e-file* Program, Keeps Them In

- Among all Users, we see (as in the past) that the attributes that bring Preparers into the program keep them in it -- ease/convenience, speed, customers liking *e-file*, reducing paperwork, etc. Interestingly, High-Volume Users' reasons for joining and staying in the *e-file* program relate more to *e-file's* benefits, while Low-Volume Users' reasons are externally driven -- by their customers and by a feeling that "it's the future".

	Brings Users To The <i>e-file</i> Program			Keeps Users In The <i>e-file</i> Program		
	Total Users	High Volume Users	Low Volume Users	Total Users	High Volume Users	Low Volume Users
BASE:	473	246	221	473	246	221
	%	%	%	%	%	%
<b>Customers Like Service/Request It</b>	<b>15</b>	<b>9</b>	<b>22</b>	<b>26</b>	<b>19</b>	<b>34</b>
Provides Good Customer Service	2	2	2	3	3	2
<b>Ease/Convenience</b>	<b>19</b>	<b>26</b>	<b>10</b>	<b>27</b>	<b>35</b>	<b>19</b>
<b>Like The Speed Of The Process</b>	<b>14</b>	<b>19</b>	<b>7</b>	<b>13</b>	<b>16</b>	<b>10</b>
<b>Like The Speed &amp; Accuracy Of The Refunds</b>	<b>19</b>	<b>19</b>	<b>19</b>	<b>24</b>	<b>25</b>	<b>23</b>
<b>It's The Future</b>	<b>15</b>	<b>11</b>	<b>20</b>	<b>9</b>	<b>6</b>	<b>12</b>
<b>Helps Me Keep Up With Competition</b>	<b>8</b>	<b>7</b>	<b>9</b>	<b>6</b>	<b>6</b>	<b>5</b>
Increases Revenue	4	5	3	2	3	1
<b>Reduces Supply Costs/Paperwork w/ Repeat Customers</b>	<b>15</b>	<b>22</b>	<b>7</b>	<b>18</b>	<b>22</b>	<b>13</b>
Like The Accuracy Of The Software	7	11	4	7	10	5
IRS Influences	10	7	14	5	3	6
Company Policy	5	5	5	4	3	5

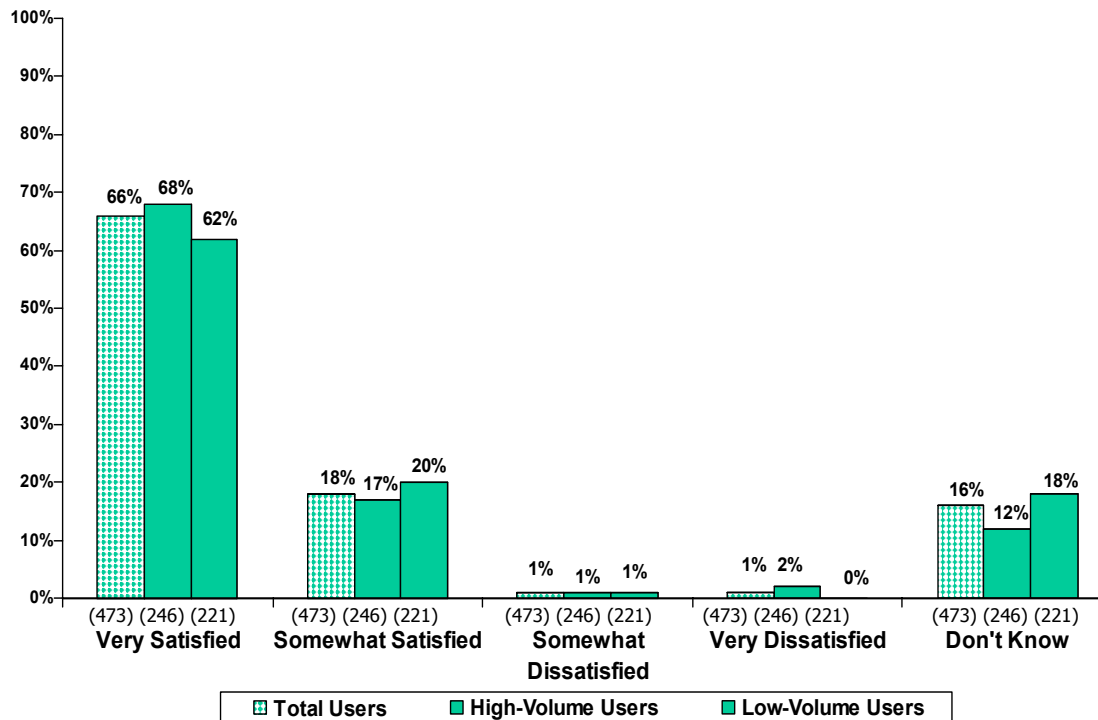
## Satisfaction With IRS Tracking Of Reject Rates

- Users' level of satisfaction with IRS tracking of reject rates remains steady. As in previous years, the main reason for dissatisfaction is the desire for more information on why returns were rejected.



## Satisfaction With The Suitability Process

- User satisfaction with the suitability process is also statistically stable, and with no differences by volume of *e-file* usage. The reasons for being less than “very satisfied” are again diffuse, with the top reasons being EFIN activation and transmission problems (but at only 5% mentions).**

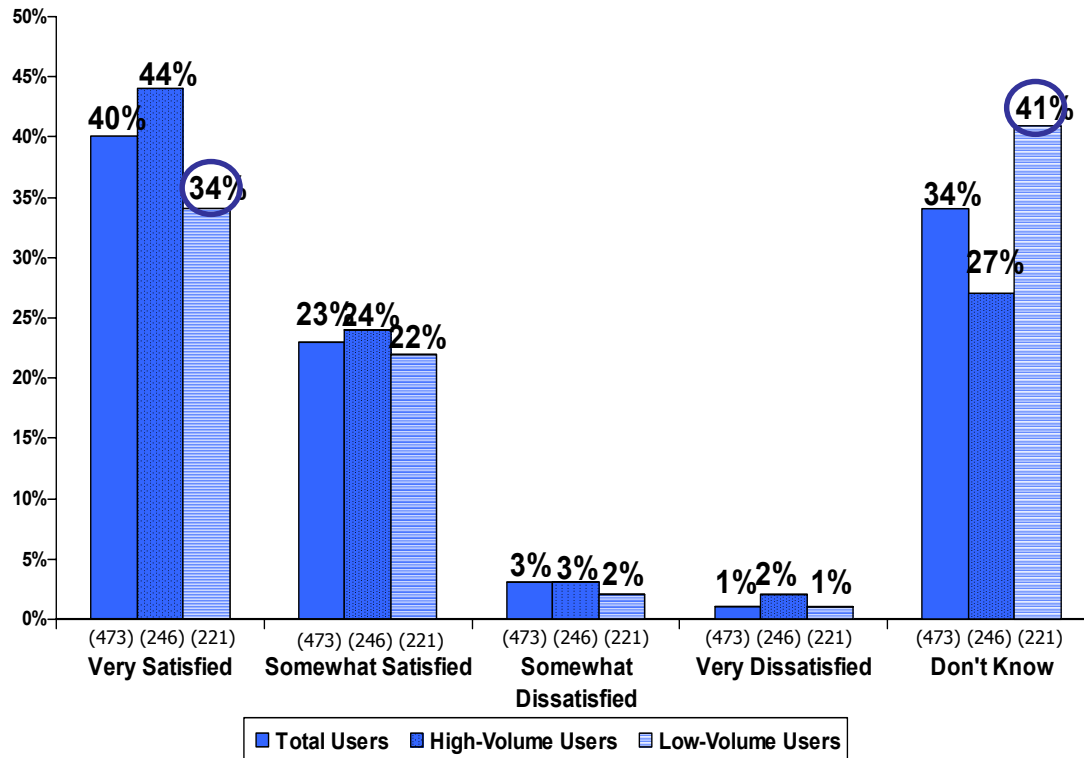


<u>Main Reasons Why Not “Very” Satisfied In 2003</u>	
	Users Less Than Very Satisfied
BASE:	74 %
Didn't Know EFIN Was Activated Until January Processing Start-Up	5
Knew EFIN Was Activated, But Could Not Transmit	5
All Other Reasons	51
Don't Know/No Answer	34



# Evaluation Of *e-file* Technical Support & IRS Assistance

- Most Users are also satisfied with IRS' technical support and assistance, with 2 out of 5 users being "very satisfied". One-third of Users are unable to evaluate the IRS on this measure (higher among Low-Volume Users).



### Service Or Support That Would Be Most Helpful

- An 800-number hotline
- Web/phone contacts
- Refund notification
- Explain rejections/errors in more detail

### What IRS Can Do To Make It Easier To Resolve Problems

- Provide more interpersonal support and communications
- Provide more contact information
- Let us know when we are getting the refunds
- Accept more/all forms
- Explain rejections/errors in more detail

## Whether Or Not Practitioner Is An ERO

---

- **78% of Users claim that they are Electronic Return Originators (or EROs), though this is sharply higher among the High-Volume Users.**
- **Within each usage volume group, the proportion of EROs who are new applicants in 2003 is virtually identical.**

	Total <u>Users</u>	High-Volume <u>Users</u>	Low-Volume <u>Users</u>
BASE:	473	246	221
<b>% Who Are EROs</b>	<b>78</b>	<b>94</b>	<b>62</b>
(NEW BASE: Users Who Are ERO's)	(368) %	(230) %	(136) %
<b>New Applicant In <i>e-file</i> Program In 2003</b>	<b>8</b>	<b>9</b>	<b>7</b>
<b>Not A New Applicant</b>	<b>92</b>	<b>92</b>	<b>93</b>

# Recall & Reaction To Form 8633

- Recall and reaction to Form 8633 was asked only among EROs this year. Among the EROs, we see that **73% recall Form 8633** -- with **90% saying they did not need assistance with it** and **80% having no suggestions for improving the form**. **85% say they are willing to put their e-mail address on the form.**

BASE:	<i>e-file Users</i> TY 2003 368 %
<b>Recall Form 8633</b>	<b>73</b>
NEW BASE -- RECALL FORM:	(272)
<b>Average # Minutes It Took To Complete Form</b>	<b>~37 mins</b>
<b><u>% Did Not Need Assistance With "How To Complete The Form"</u></b>	<b>90</b>
<b><u>% Needed Assistance With "How To Complete The Form"</u></b>	<b>9</b>
Needed Help With Transmission Information	4
Needed Help With Drop-Off Collection Points	2
Needed Help With "Principals Of Your Firm Or Organization"	2
<b><u>No Suggestions For Improvement In Form 8633</u></b>	<b>80</b>
<b><u>Suggestions For Improvement In The Form</u></b>	<b>20</b>
Explain/Define Terms More	2
Shorten/Simplify The Format	2
Simple/More Concise Wording, Language	4
Send Form Electronically	0
<b><u>Willing To Put e-mail Address On Form 8633</u></b>	<b>85</b>

## Usage Of Tax Preparation Software

- e-file* Practitioners use a variety of software packages, with LaCerte being the most popular, especially among Low-Volume Users -- Drake is more popular among High-Volume Users.**

	Total Users 473 %	High-Volume Users 246 %	Low-Volume Users 221 %
BASE:			
LaCerte	21	14	29
Drake	13	20	5
Pro Series (Unspecified)	7	7	7
ATX	6	5	8
Prosystem Fx	6	5	7
Intuit Pro Series	6	7	5
CCH Pro System	5	2	6
Intuit's Turbo Tax	2	1	2

**Findings Among  
Practitioners  
Who Do Not Use *e-file***

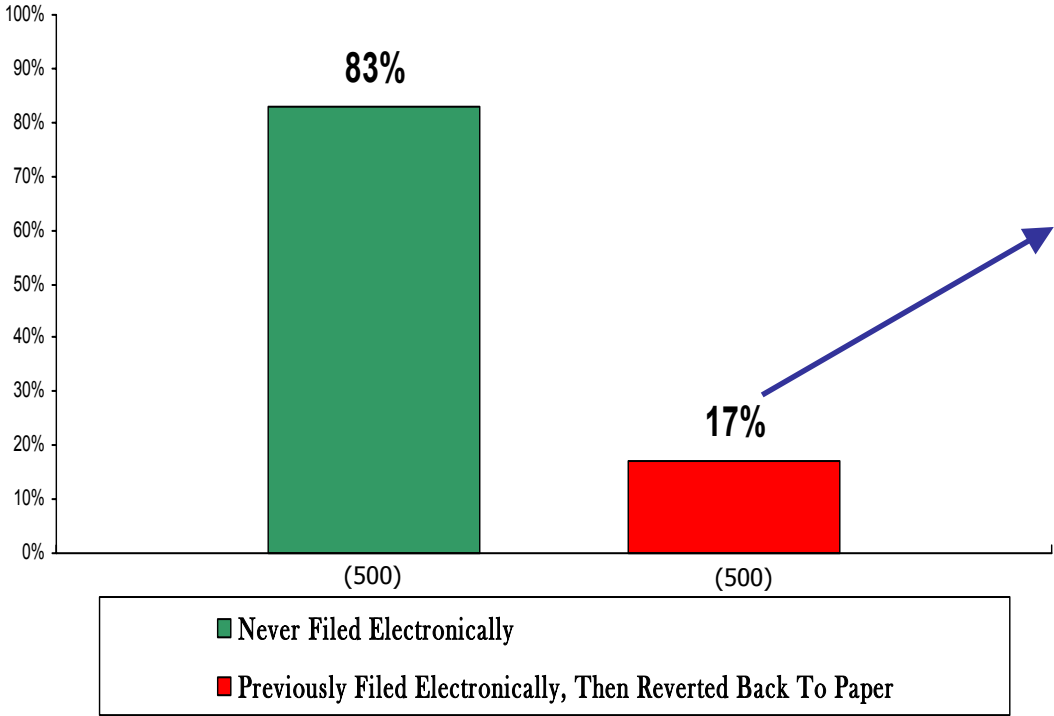


Russell  
MARKETING  
RESEARCH



# Previous Usage Of *e-file* & Reasons For Reverting To Paper

- Most Non-Users have never used e-file.** Among those who have used it previously, lack of client interest, the amount of time required, and expense are cited as the main reasons they reverted back to paper filing.



**Main Reasons Stopped Filing Electronically**

	Non-Users Who Previously Filed Electronically
BASE:	87 %
Clients not interested	29
Too time consuming	22
Too expensive	20
Too complicated	15
Cost Of Software	9
Cost Of Transmission	9

## Specific Dislikes Of The *e-file* Program

- We asked Non-Users why they dislike the *e-file* program and, as in previous waves, the dominant reasons relate to them believing *e-file* involves too much work or is complicated/difficult to learn and claiming a lack of client demand.

	TY 1999 <i>e-file</i> NON- USERS	TY 2000 <i>e-file</i> NON- USERS	TY 2001 <i>e-file</i> NON- USERS	TY 2003 <i>e-file</i> NON- USERS
BASE:	358 %	180 %	500 %	500 %
<b><u>Dislike Something</u></b>	<b><u>72</u></b>	<b><u>74</u></b>	<b><u>74</u></b>	<b><u>84</u></b>
<u>Too Much Work/Too Difficult</u>	<b><u>26</u></b>	<b><u>33</u></b>	<b><u>22</u></b>	<b><u>27</u></b>
Causes Too Much Work	12	6	7	10
It's Too Complicated/Difficult	11	8	4	4
It's Difficult To Get Started/To Learn How To Do It	3	4	3	5
It's Too Time-Consuming	0	0	8	8
<u>My Clients Don't Ask For/Want It</u>	<b><u>10</u></b>	<b><u>8</u></b>	<b><u>14</u></b>	<b><u>9</u></b>
The Fees Are Too Expensive	5	3	9	7
It's Not User-Friendly/Full Of Problems	4	2	1	--
There's Trouble In Transmissions	4	0	1	<b><u>3</u></b>
The Software Costs Too Much	3	1	2	4
Not Suitable For My Type Of Client	2	5	2	5

# Suggested Ways The IRS Can Increase Usage Of *e-file*

- **Three-fourths of Non-Users have suggestions for the IRS in terms of how to encourage more *e-file* use. And, while specific suggestions are diffuse, a few emerge as more important: *simplify the process, eliminate or reduce the costs associated with the program, and provide more information.***

BASE:	TY 2003 <i>e-file</i> NON- USERS 500 %
<b><u>IRS Could Do Something</u></b>	<b>74</b>
<b>Simplify It/Make It Easier/More User-Friendly</b>	<b>13</b>
Add Ability To Do All Returns/Forms On <i>e-file</i>	6
Eliminate Signature Requirement	3
<b>Eliminate Extra Cost/Charge</b>	<b>6</b>
Give Incentives	6
Reduce Software Price (Overpriced)	3
<b>Provide More Information</b>	<b>6</b>
Provide Training/Seminars	6
Address Security Issues	5
Make It Mandatory	4



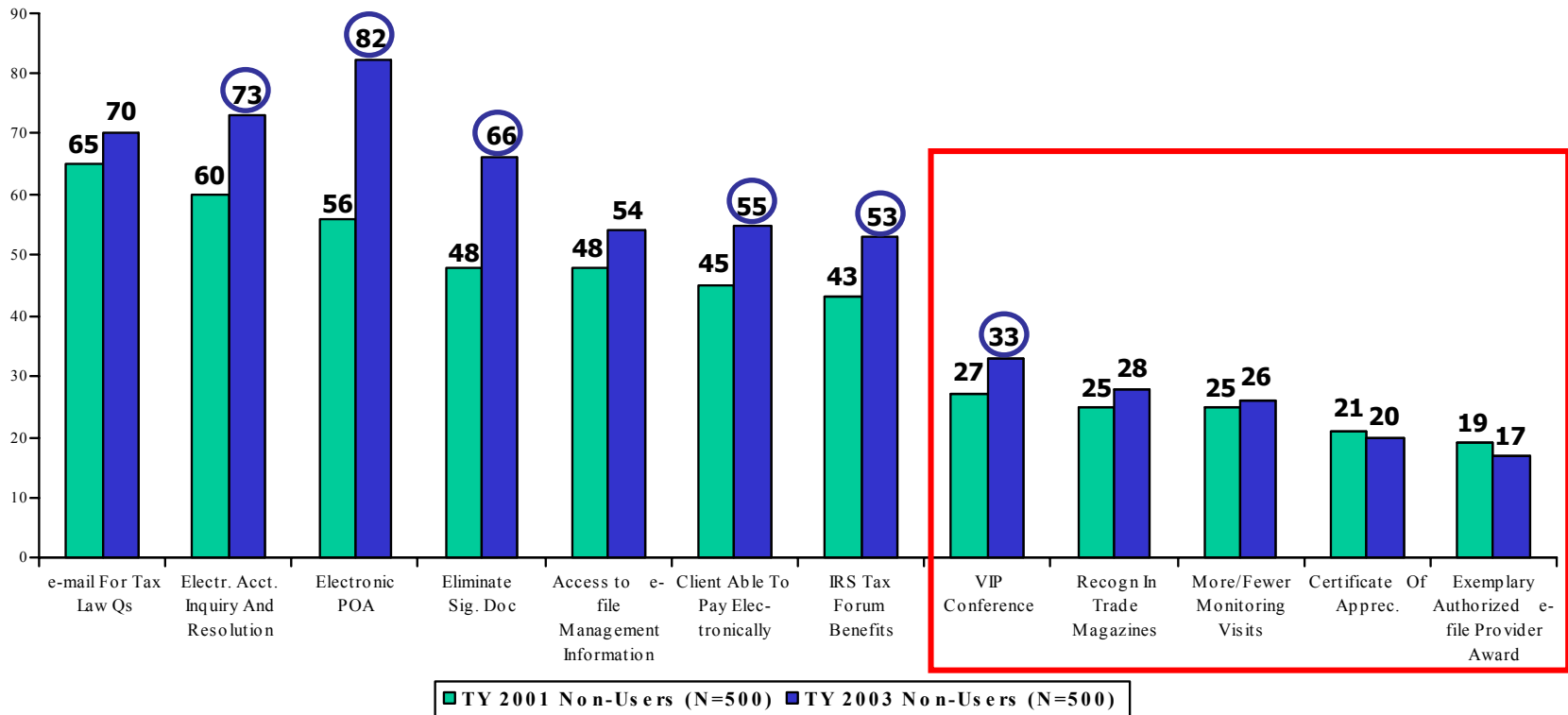
# Suggested Services/Support That Would Be Most Helpful

- Similar to suggestions for increasing usage, Non-User suggestions for helpful IRS services/support include *simplifying the process, eliminating/lowering the costs associated with the program, and providing more information* would be most helpful to them.**

BASE:	TY 2003 e-file NON- USERS 500 %
<b><u>Something Would Be Helpful</u></b>	<b>40</b>
<b>Simplify Filing Process (Eliminate Steps)</b>	<b>7</b>
Make It Paperless	3
Reduce The Amount Of Paper	3
<b>Provide More Information</b>	<b>2</b>
Provide Training/Workshops	2
Provide Website Service	1
Security/Privacy Assurances	2
<b>Reduce/Lower Cost</b>	<b>3</b>
Quicker Returns	3

## Reactions To Possible Incentives To Use Of *e-file*

- Interest in purely functional/practical incentives -- such as electronic power of attorney and electronic account inquiry & resolution, increase significantly this year. Emotional incentives, such as recognition/certificates/awards, remain less motivating.



# Other Measures Among All Practitioners

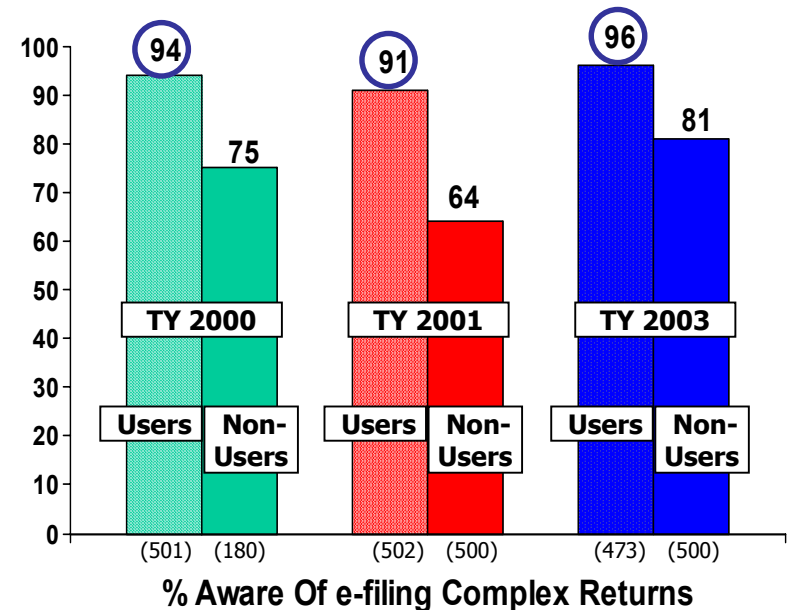
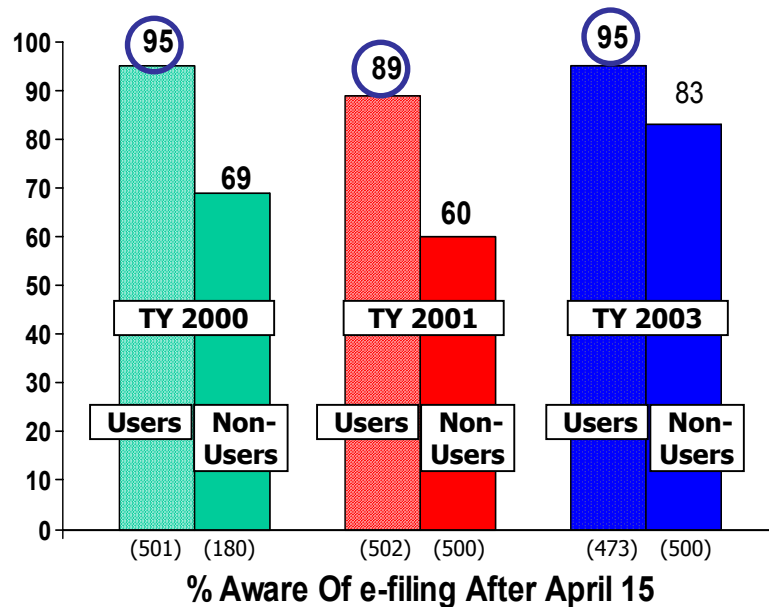


Russell  
MARKETING  
RESEARCH



## Awareness Of The Details Of The *e-file* Program

- As we found last year, Users are significantly more aware than Non-Users that they can *e-file* after April 15th and that they can file complex returns using *e-file*. The gaps between Users' and Non-Users' level of knowledge, though, are decreasing.



## Awareness Of The Details Of The *e-file* Program

- **High- and Low-Volume Users have similar levels of knowledge about the *e-file* program.**

BASE:	Total <u>Users</u> 473 %	High-Volume <u>Users</u> 246 %	Low-Volume <u>Users</u> 221 %
<b>% Aware Of <i>e-filing</i> After April 15th</b>	<b>95</b>	<b>97</b>	<b>94</b>
<b>% Aware Of <i>e-filing</i> Complex Returns</b>	<b>96</b>	<b>96</b>	<b>96</b>
<b>% Aware That Nearly All Individual Tax Returns Can Be Filed Using <i>e-file</i></b>	<b>96</b>	<b>98</b>	<b>96</b>

# Awareness & Interest In On-Line Registration

- While roughly one quarter of both Users and Non-Users are aware of the upcoming on-line application capability, Users are significantly more interested in using it -- with High-Volume Users especially interested.

	Total Users 272 %	High-Volume Users 174 %	Low-Volume Users 97 %	Non- Users 494 %
BASE: Users Who Are EROs Who Recall Form 8633 & Non-User Non-EROs				
<b>Aware That They Will Be Able to Apply And/Or Revise Their Applications For The <i>e-file</i> Program Via On-Line Web-Based Application Within Next 9 Months</b>	27	28	24	26
<b>Interest In Using The On-Line Application Method In The Future</b>	87	90	83	54

# IRS Contact Preferences

- This year, about two-thirds of both Users and Non-Users say they prefer to be contacted by the IRS via *remote contact through a Practitioner or call site* as opposed to *walk-in/face-to-face contact*.**

BASE:	----TY 1999----		----TY 2000----		----TY 2001----		----TY 2003----	
	Users 499 %	Non-Users 358 %	Users 502 %	Non-Users 180 %	Users 501 %	Non-Users 500 %	Users 473 %	Non-Users 500 %
<b><u>Type Of IRS Contact Preferred</u></b>								
Remote Contact Through A Practitioner Or Call Site	57	62	65	65	57	53	66	65
Walk-In, Face-To-Face Contact	11	9	12	17	12	17	12	12
No Preference	32	29	23	18	31	31	22	22

## Customer Communications Regarding *e-file*

- The vast majority of Users (80%+ each year) say their clients request electronic filing (vs. only about half of Non-Users). 86% of Users say they offer *e-file* without the customer requesting it and 58% say they offer *free electronic filing for Individual returns*.

BASE:	---TY 1999---		---TY 2000---		---TY 2001---		---TY 2003---	
	Users 499 %	Non-Users 358 %	Users 502 %	Non-Users 180 %	Users 501 %	Non-Users 500 %	Users 473 %	Non-Users 500 %
<b><u>Do Taxpayers Request <i>e-file</i>/Electronic Filing Services</u></b>	87	63	86	57	80	37	81	55
<b><u>Among Users Only: Is <i>e-file</i> Offered w/o Request?</u></b>								
Yes	83	na	82	na	80	na	86	na
No	17	na	18	na	20	na	14	na
<b><u>Among Users Only: Do You Offer Free Electronic Filing For Individual Returns</u></b>	51	na	45	na	43	na	58	na



## Customer Communications Regarding *e-file*

- **High- and Low-Volume Users have similar levels of customer request of *e-file* and are equally likely to offer *e-file* without the customer asking for it.**
- **However, the Low-Volume Users are much less likely to offer *free electronic filing for Individual returns*.**

	Total Users	High-Volume Users	Low-Volume Users
BASE:	473	246	221
	%	%	%
<b><u>Do Taxpayers Request <i>e-file</i>/Electronic Filing Services</u></b>	81	82	81
<b><u>Among Users Only:</u></b>			
<b><u>Is <i>e-file</i> Offered w/o Request?</u></b>			
Yes	86	89	84
No	14	11	16
<b><u>Among Users Only:</u></b>			
<b><u>Do You Offer Free Electronic Filing For Individual Returns</u></b>	58	76	39

# H&R Block and Jackson-Hewitt Practitioners



## H&R Block and Jackson-Hewitt

- As expected, virtually all of the Preparers we interviewed from the Big Two tax prep firms say they are Users of *e-file*. So, we'll focus here on how they compare to our sample of Total *e-file* Users representing the universe of non-Big Two Practitioners.
- First, all H&R Block and Jackson-Hewitt Practitioners say they are at least somewhat satisfied with *e-file* -- similar to what we find among Total Users. However, when you look at the top-box ("very satisfied"), you see that there is far strong satisfaction among Big Two Preparers than other Preparers.

BASE: <i>e-file</i> Users	Total Users 473 %	H&R Block 228 %	Jackson- Hewitt 197 %
<u>Very/Somewhat Satisfied With <i>e-file</i></u>	<u>95</u>	<u>100</u>	<u>100</u>
Very Satisfied	68	← 86	88
Somewhat Satisfied	27	15	12

## H&R Block and Jackson-Hewitt (Cont'd.)

- While company policy plays a significantly more important role in their initial and continued participation in the *e-file* program, the H&R and J-H Preparers are also more likely to cite *e-file* benefits of speed and accuracy as reasons to join and stay in the program.

BASE: <i>e-file</i> Users	Total Users 473 %	H&R Block 228 %	Jackson- Hewitt 197 %
---------------------------	----------------------------	--------------------------	--------------------------------

### What Brings Users To *e-file* Program

<b>Company Policy</b>	<b>5</b>	<b>47</b>	<b>55</b>
Like Speed Of The Process	14	26	21
Like Accuracy Of Software	7	16	8

### What Keeps Users In *e-file* Program

<b>Company Policy</b>	<b>4</b>	<b>36</b>	<b>22</b>
Like Speed Of The Process	13	29	34
Like Accuracy Of Software	7	20	14

## H&R Block and Jackson-Hewitt (Cont'd.)

- Finally, in other differences we found among these segments, we see that the Big Two Preparers are more satisfied with the IRS tracking of reject rates and less likely to say that they are EROs (with someone else in their firm holding this responsibility).

BASE: <i>e-file</i> Users	Total Users 473 %	H&R Block 228 %	Jackson- Hewitt 197 %
<b>Very/Somewhat Satisfied With IRS Tracking Of Rejection Rates</b>	<b>87</b>	<b>93</b>	<b>96</b>
<b>% Who Are EROs</b>	<b>82</b>	<b>12</b>	<b>--</b>

# Summary Of Learning From The Practitioner Satisfaction Study



Russell  
MARKETING  
RESEARCH



# What Did We Learn About Practitioners & e-file?

---

- First, we learned that satisfaction with IRS e-file has increased significantly among Users over the past year -- with 95% now at least somewhat satisfied vs. 85% before (and with top-box, "very satisfied", up from 57% to 68%).**

  - We also learned that satisfaction varies by market segment, with High-Volume e-file Users more satisfied than Low-Volume Users and with satisfaction higher among those Practitioners who are more tech-forward.**
  - In line with the high overall satisfaction, we see strong satisfaction with all elements of the program -- tracking of reject rates, suitability, and IRS technical support.**
- As in past waves of the Customer Satisfaction Study, we find that the attributes which bring Preparers into the program are the same attributes which keep them in it -- ease/convenience, speed, customers liking e-file, reducing paperwork, etc.**

  - It is worth noting again that High-Volume Users' reasons for joining and staying in the e-file program relate more to e-file's specific product benefits, while Low-Volume Users' reasons are driven more by customer demand and a sense that e-file "is the future" (the latter being a point which might be useful in marketing to the Low-Volume segment).**

## What Did We Learn About Practitioners & e-file? (Cont'd.)

---

3. Among both the Low-Volume User segment and Non-Users, a critical barrier to use/greater usage is *lack of demand for e-file from customers*.
- While the IRS can create some customer demand via its communications efforts, it also needs to spur Preparers into helping to create the demand...
    - By finding ways to encourage them to offer e-file (and perhaps *free* electronic filing).
    - Some of the incentives-to-use explored here had high acceptance among Non-Users -- the top ones being Electronic Power of Attorney and Electronic Account Inquiry & Resolution.
    - Incentives should also help alleviate a major Non-User dislike of e-file -- their perception that taking on e-file involves too much work and time.
    - In addition, the fact that about 20% of Non-Users are still not aware of e-filing after April 15th or e-filing of complex returns suggests the need for more communication of these and other *e-file* benefits.
4. Finally, comparing H&R and J-H Preparers to our national sample of other e-file Users, we see that these Preparers are more strongly satisfied with e-file and more keenly aware of its benefits -- both points to be taken into account when considering whether to merge H&R and J-H Preparers with the rest of the Practitioner universe.